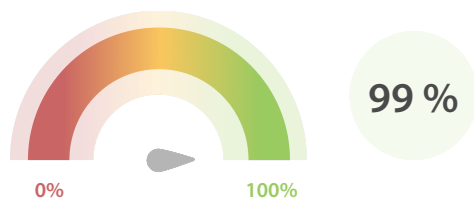


## Data Quality Scores

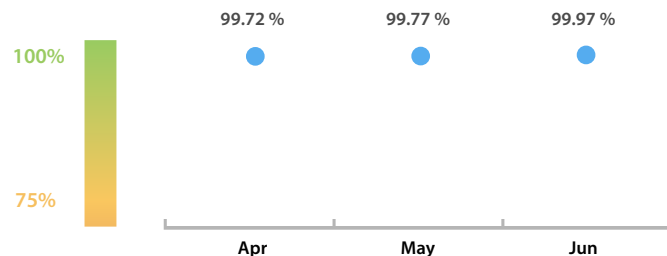
### LEI Issuer Total Data Quality Score

The LEI Issuer Total Data Quality Score is calculated as the equal weighted average of the 8 'Data Quality Criteria'.




### LEI Issuer Total Data Quality Score Trend

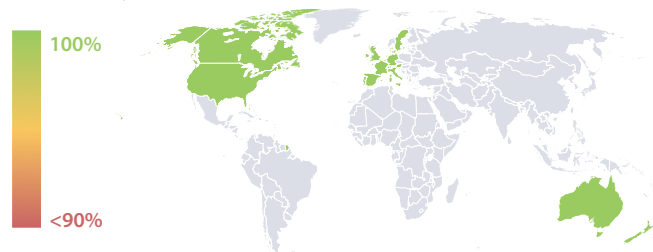
Progress achieved with regard to the continuous optimization of the data quality based on the LEI Issuer Total Data Quality Score.



### LEI Issuer Data Quality (●) against LEI Pool Average (■)



### Data Quality in Covered Countries



### Top 5 Failing Checks


	# Failed Records	Check description
<a href="#">C000245</a>	16	LEI has exactly one record for ultimate parent and ...
<a href="#">C000243</a>	7	this LEI must not have any parent RR record in Re...
<a href="#">C000180</a>	3	There is no repetition of the same LEI code with a ...
<a href="#">C000269</a>	1	a RelationshipPeriod with PeriodType RELATIONS...
<a href="#">C000267</a>	1	a RelationshipPeriod with PeriodType ACCOUNTIN...

### Data Quality Criteria

	Jun	May	# Checks	# Failed Records
Accuracy	99.99 %	100.00 %	7	1 (0.01 %)
Completeness	99.89 %	99.64 %	1	7 (0.10 %)
Comprehensiveness	100.00 %	100.00 %	2	0 (0 %)
Consistency	99.98 %	99.58 %	16	18 (0.25 %)
Currency	100.00 %	100.00 %	1	0 (0 %)
Integrity	100.00 %	99.78 %	15	0 (0 %)
Uniqueness	99.95 %	100.00 %	1	3 (0.04 %)
Validity	99.99 %	99.17 %	15	2 (0.02 %)

The Data Quality criteria is expected to contain 12 dimensions. Currently a subset of 8 criteria is implemented, to the detriment of the score, as they are averaged on all of them. This is expected to change, on a nonfixed timeline, to include all 12 dimensions.

## Quality Maturity Level



## Statistics

Totals	Values
Managed LEIs	6,994 (+2.05 %)
Active entities managed	6,843 (+2.11 %)
Inactive entities managed	151 (-0.65 %)
Covered countries	32 (+3.22 %)
New lapsed LEIs *	84 (+18.30 %)

Level 2 Info	Values
LEIs with LEI parent relationships	406 (+1.75 %)
LEIs with complete parent information	6,265 (+3.11 %)

Duplicates	Values
Total LEIs marked as duplicate **	9 (+12.50 %)
Duplicate percentage of managed LEIs	< 1 % (+10.23 %)

Challenges	Values
Challenges this month	3 (-25.00 %)
Duplicates found this month	1 (+/-0 %)
Updates to entity information this month	1 (+/-0 %)

Files	Values
No. of days per month with CDF-compliant file uploads	30 / 30 (+/-0 %)

\* Please see our Business Report [www.gleif.org/business-reports](http://www.gleif.org/business-reports) for detailed information around lapsed LEIs.

\*\* RegistrationStatus = DUPLICATE