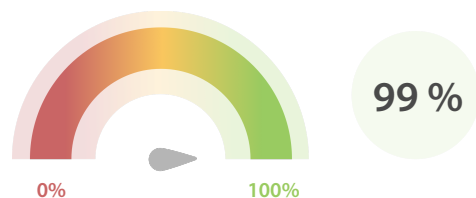


Global LEI Data Quality Report | June 2018

Data Quality Scores

LEI Total Data Quality Score

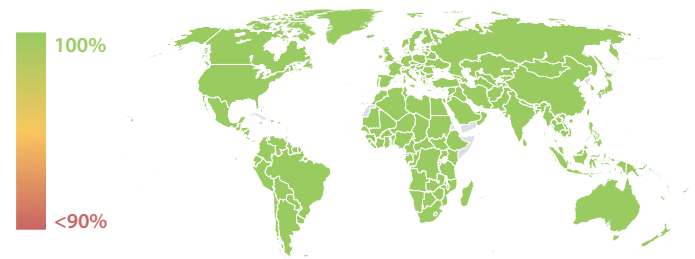
The LEI Total Data Quality Score is calculated as the equal weighted average of the 8 'Data Quality Criteria' listed below.



Summary

The assessment performed on 30 June 2018 shows further improvements with regard to the quality criteria 'Accuracy', 'Completeness' and 'Consistency'. The assessment also demonstrates a significant decrease in the number of failures on data quality checks related to relationship information. The Total Data Quality Score per country remains stable above 98%.

Data Quality Heat Map in Covered Countries

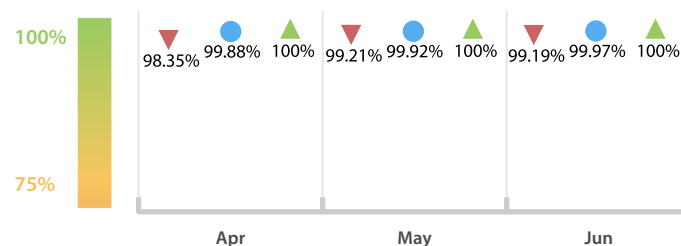


Top 5 Failing Checks

	# Failed Records	# LEI Issuers	LEI Issuer with highest amount in %
C000245	20,260	12	Central Securities Clearing System plc ...
C000243	998	26	Central Securities Clearing System plc ...
C000146	629	8	Strate (Pty) Ltd (Strate)
C000249	109	4	Strate (Pty) Ltd (Strate)
C000250	108	3	Strate (Pty) Ltd (Strate)

LEI Total Data Quality Score Trend

Progress achieved with regard to the continuous optimization of the data quality based on the LEI Total Data Quality Score.



● Total Data Quality Score ▲ Highest LEI Issuer Score ▼ Lowest LEI Issuer Score

Data Quality Criteria

	Jun	May	# Checks	# Failed Records
Accuracy	99.99 %	99.90 %	7	4 (< 0.01 %)
Completeness	99.91 %	99.75 %	1	997 (0.08 %)
Comprehensiveness	100.00 %	99.99 %	2	0 (0 %)
Consistency	99.89 %	99.78 %	16	20,412 (1.67 %)
Currency	99.99 %	99.99 %	1	66 (< 0.01 %)
Integrity	99.99 %	99.99 %	15	24 (< 0.01 %)
Uniqueness	99.99 %	99.99 %	1	60 (< 0.01 %)
Validity	99.99 %	99.98 %	15	670 (0.05 %)

The Data Quality criteria is expected to contain 12 dimensions. Currently a subset of 8 criteria is implemented, to the detriment of the score, as they are averaged on all of them. This is expected to change, on a nonfixed timeline, to include all 12 dimensions.

Quality Maturity Level

Average maturity level: 0.99

Jun 4/32 (12 %)	Jun 2/32 (6 %)	Jun 2/32 (6 %)
May 4/32 (12 %) Apr 2/30 (6 %)	May 4/32 (12 %) Apr 2/30 (6 %)	May 4/32 (12 %) Apr 2/30 (6 %)
LEI issuers achieving maturity level 1	LEI issuers achieving maturity level 2	LEI issuers achieving maturity level 3
L1 Required quality	L2 Expected quality	L3 Excellent quality

Statistics

Totals	Values
Total LEI records	1,221,330 (+2.13 %)
New issued LEIs	23,801 (+1.66 %)
Renewed LEIs	26,239 (+0.97 %)
New lapsed LEIs *	7,166 (+11.81 %)
Countries	223 (+0.45 %)
LEI Issuers	32 (+/- 0 %)

Level 2 Info	Values
LEIs with LEI parent relationships	80,718 (+1.82 %)
LEIs with complete parent information	1,115,860 (+15.75 %)

Duplicates	Values
Total LEIs marked as duplicate **	3,004 (+1.93 %)
Duplicate percentage of total LEI records	< 1 % (-0.19 %)
LEIs marked as duplicate this month	64 (-12.32 %)

Challenges	Values
Challenges this month	335 (> 100 %)
Duplicates found this month	23 (-4.16 %)
Updates to entity information this month	171 (> 100 %)

* Please see our Business Report www.gleif.org/business-reports for detailed information around lapsed LEIs.

** RegistrationStatus = DUPLICATE