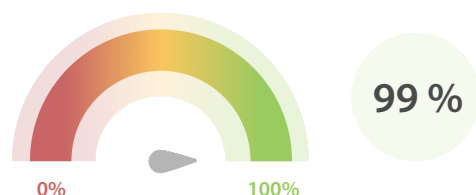


# Global LEI Data Quality Report | June 2019

## Data Quality Scores

### LEI Total Data Quality Score

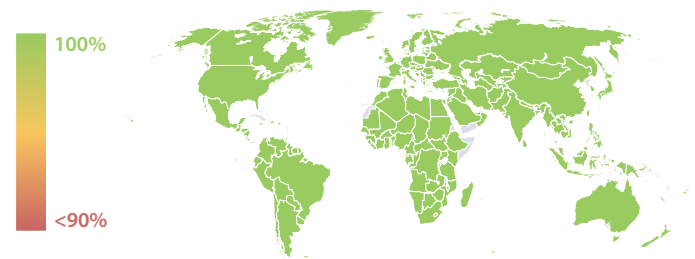
The LEI Total Data Quality Score is calculated as the equal weighted average of the 11 'Data Quality Criteria' listed below.



### Summary

In the latest Global LEI Data Quality Report the analysis of distinct quality maturity levels met by the LEI issuers demonstrates improvements. 29 out of 33 LEI issuers achieve required data quality, the Total Data Quality Score remains stable above 99%.

### Data Quality Heat Map in Covered Countries

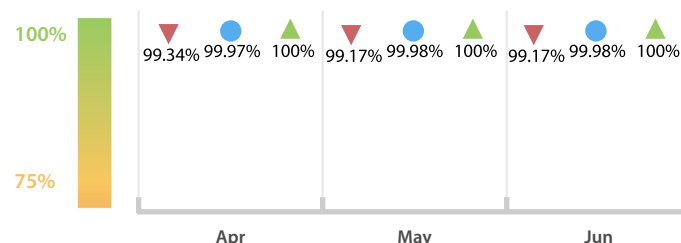


### Top 5 Failing Checks

	# Failed Records	# LEI Issuers	LEI Issuer with highest failure ratio
<a href="#">C000291</a>	9,328	23	Strate
<a href="#">C000282</a>	2,907	19	Strate
<a href="#">C000243</a>	1,833	25	Strate
<a href="#">C000276</a>	240	9	EQS
<a href="#">C000146</a>	196	4	KDD Slovenia

### LEI Total Data Quality Score Trend

Progress achieved with regard to the continuous optimization of the data quality based on the LEI Total Data Quality Score.



● Total Data Quality Score ▲ Highest LEI Issuer Score ▼ Lowest LEI Issuer Score

### Data Quality Criteria

	Jun	May	# Checks	# Failed Records
Accessibility	100.00 %	99.99 %	1	0 (0 %)
Accuracy	99.99 %	99.99 %	8	33 (< 0.01 %)
Completeness	99.95 %	99.95 %	3	1,877 (0.12 %)
Comprehensiveness	100.00 %	100.00 %	2	0 (0 %)
Consistency	99.96 %	99.96 %	21	9,505 (0.65 %)
Currency	99.99 %	99.99 %	1	78 (< 0.01 %)
Integrity	99.99 %	99.99 %	18	11 (< 0.01 %)
Provenance	99.89 %	99.89 %	2	3,144 (0.21 %)
Representation	100.00 %	100.00 %	2	0 (0 %)
Uniqueness	99.99 %	99.99 %	2	85 (< 0.01 %)
Validity	99.99 %	99.99 %	15	297 (0.02 %)

The Data Quality criteria is expected to contain 12 dimensions. Currently a subset of 11 criteria is implemented, to the detriment of the score, as they are averaged on all of them. This is expected to change, on a nonfixed timeline, to include all 12 dimensions.

## Quality Maturity Level

Average maturity level: 0.99

Jun 29/33 (87 %)	Jun 6/33 (18 %)	Jun 5/33 (15 %)
May 24/33 (72 %) Apr 23/33 (69 %)	May 5/33 (15 %) Apr 6/33 (18 %)	May 5/33 (15 %) Apr 4/33 (12 %)
LEI issuers achieving maturity level 1	LEI issuers achieving maturity level 2	LEI issuers achieving maturity level 3
L1 Required quality	L2 Expected quality	L3 Excellent quality

## Statistics

Totals	Values
Total LEI records	1,443,882 (+1.08 %)
New issued LEIs	15,281 (-4.46 %)
Renewed LEIs	41,792 (-12.05 %)
New lapsed LEIs *	13,508 (+1.93 %)
Countries	224 (+0.44 %)
LEI Issuers	33 (+/- 0 %)

Level 2 Info	Values
LEIs with LEI parent relationships	107,687 (+2.13 %)
LEIs with complete parent information	1,250,360 (+1.22 %)

Duplicates	Values
Total LEIs marked as duplicate **	3,883 (+2.67 %)
Duplicate percentage of total LEI records	< 1 % (+1.56 %)
LEIs marked as duplicate this month	109 (+31.32 %)

Challenges	Values
Challenges this month	323 (+5.90 %)
Duplicates found this month	81 (+68.75 %)
Updates to entity information this month	129 (+22.85 %)

\* Please see our Business Report [www.gleif.org/business-reports](http://www.gleif.org/business-reports) for detailed information around lapsed LEIs.

\*\* RegistrationStatus = DUPLICATE