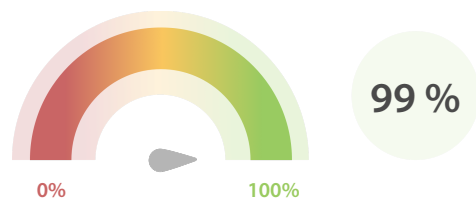


### Data Quality Scores

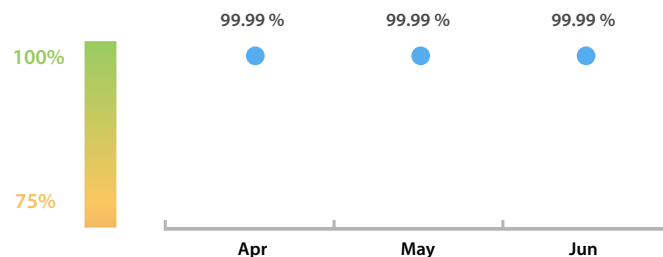
#### LEI Issuer Total Data Quality Score

The LEI Issuer Total Data Quality Score is calculated as the equal weighted average of the 11 'Data Quality Criteria'.




#### LEI Issuer Total Data Quality Score Trend

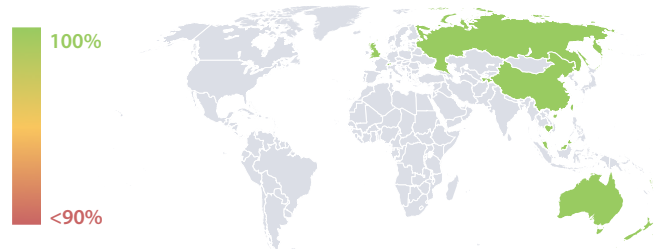
Progress achieved with regard to the continuous optimization of the data quality based on the LEI Issuer Total Data Quality Score.



#### LEI Issuer Data Quality (●) against LEI Pool Average (■)



#### Data Quality in Covered Countries



#### Data Quality Criteria

	Jun	May	# Checks	# Failed Records
Accessibility	100.00 %	100.00 %	1	0 (0 %)
Accuracy	100.00 %	100.00 %	8	0 (0 %)
Completeness	99.99 %	99.99 %	3	2 (< 0.01 %)
Comprehensiveness	100.00 %	100.00 %	2	0 (0 %)
Consistency	99.99 %	99.99 %	21	36 (0.14 %)
Currency	100.00 %	100.00 %	1	0 (0 %)
Integrity	100.00 %	100.00 %	18	0 (0 %)
Provenance	100.00 %	100.00 %	1	0 (0 %)
Representation	100.00 %	100.00 %	2	0 (0 %)
Uniqueness	100.00 %	100.00 %	2	0 (0 %)
Validity	100.00 %	100.00 %	15	0 (0 %)

The Data Quality criteria is expected to contain 12 dimensions. Currently a subset of 11 criteria is implemented, to the detriment of the score, as they are averaged on all of them. This is expected to change, on a nonfixed timeline, to include all 12 dimensions.

#### Top 5 Failing Checks

	# Failed Records	Check description
<a href="#">C000281</a>	33	The country or subdivision of ...
<a href="#">C000291</a>	3	If the ultimate parent is public: Th...
<a href="#">C000243</a>	2	This LEI must not have any parent ...
<a href="#">N/A</a>	N/A	N/A
<a href="#">N/A</a>	N/A	N/A

### Quality Maturity Level

		Jun: 1.99
		May: 1.99
		Apr: 1.99
L1 Required quality	L2 Expected quality	L3 Excellent quality

### Statistics

Totals	Values
Managed LEIs	25,583 (+5.25 %)
Active entities managed	25,510 (+5.25 %)
Inactive entities managed	73 (+5.79 %)
Covered countries	18 (+/- 0 %)
New lapsed LEIs *	220 (+14.58 %)

Level 2 Info	Values
LEIs with LEI parent relationships	594 (+1.36 %)
LEIs with complete parent information	25,270 (+5.33 %)

Duplicates	Values
Total LEIs marked as duplicate **	52 (+/- 0 %)
Duplicate percentage of managed LEIs	< 1 % (-4.99 %)

Challenges	Values
Challenges this month	0 (-100.00 %)
Duplicates found this month	0 (-100.00 %)
Updates to entity information this month	3 (+50.00 %)

Files	Values
No. of days per month with CDF-compliant file uploads	30 / 30 (+/- 0 %)

\* Please see our Business Report [www.gleif.org/business-reports](http://www.gleif.org/business-reports) for detailed information around lapsed LEIs.

\*\* RegistrationStatus = DUPLICATE