


## Data Quality Scores

### LEI Issuer Total Data Quality Score

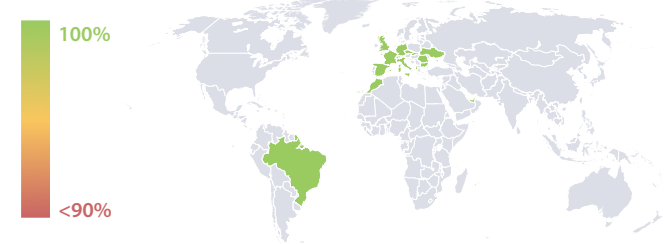
The LEI Issuer Total Data Quality Score is calculated as the equal weighted average of the 11 'Data Quality Criteria'.



### LEI Issuer Data Quality (●) against LEI Pool Average (■)



### Data Quality in Covered Countries

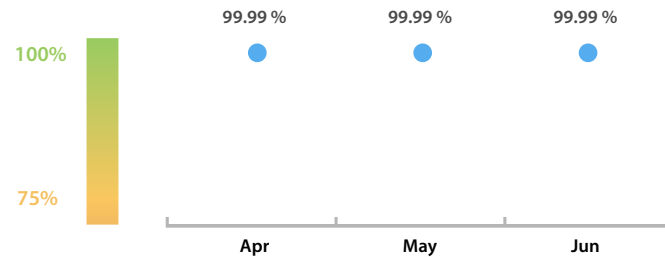


### Top 5 Failing Checks

	# Failed Records	Check description
<a href="#">C000291</a>	116	If the ultimate parent is public: Th...
<a href="#">C000243</a>	7	This LEI must not have any parent ...
<a href="#">C000276</a>	2	RegistrationAuthorityEntity...
<a href="#">N/A</a>	N/A	N/A
<a href="#">N/A</a>	N/A	N/A

### LEI Issuer Total Data Quality Score Trend

Progress achieved with regard to the continuous optimization of the data quality based on the LEI Issuer Total Data Quality Score.




### Data Quality Criteria

	Jun	May	# Checks	# Failed Records
Accessibility	100.00 %	100.00 %	1	0 (0 %)
Accuracy	100.00 %	100.00 %	8	0 (0 %)
Completeness	99.99 %	99.99 %	3	7 (< 0.01 %)
Comprehensiveness	100.00 %	100.00 %	2	0 (0 %)
Consistency	99.99 %	99.99 %	21	116 (0.10 %)
Currency	100.00 %	100.00 %	1	0 (0 %)
Integrity	100.00 %	100.00 %	18	0 (0 %)
Provenance	99.99 %	99.99 %	1	2 (< 0.01 %)
Representation	100.00 %	100.00 %	2	0 (0 %)
Uniqueness	100.00 %	100.00 %	2	0 (0 %)
Validity	100.00 %	100.00 %	15	0 (0 %)

The Data Quality criteria is expected to contain 12 dimensions. Currently a subset of 11 criteria is implemented, to the detriment of the score, as they are averaged on all of them. This is expected to change, on a nonfixed timeline, to include all 12 dimensions.

## Quality Maturity Level



## Statistics

### Totals

	Values
Managed LEIs	113,824 (+1.10 %)
Active entities managed	109,116 (+1.11 %)
Inactive entities managed	4,708 (+0.90 %)
Covered countries	17 (+/- 0 %)
New lapsed LEIs *	1,074 (-13.80 %)

### Level 2 Info

	Values
LEIs with LEI parent relationships	4,894 (+1.64 %)
LEIs with complete parent information	98,473 (+1.35 %)

### Duplicates

	Values
Total LEIs marked as duplicate **	60 (+1.69 %)
Duplicate percentage of managed LEIs	< 1 % (+0.58 %)

### Challenges

	Values
Challenges this month	0 (-100.00 %)
Duplicates found this month	1 (> 1000 %)
Updates to entity information this month	1 (> 1000 %)

### Files

	Values
No. of days per month with CDF-compliant file uploads	30 / 30 (+/- 0 %)

\* Please see our Business Report [www.gleif.org/business-reports](http://www.gleif.org/business-reports) for detailed information around lapsed LEIs.

\*\* RegistrationStatus = DUPLICATE