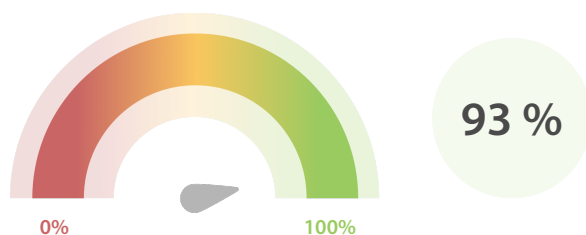


## Data Quality Scores

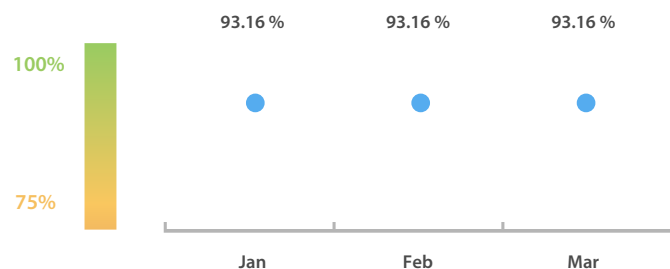
## LEI Issuer Total Data Quality Score

The LEI Issuer Total Data Quality Score is calculated as the equal weighted average of the 7 'Data Quality Criteria'.

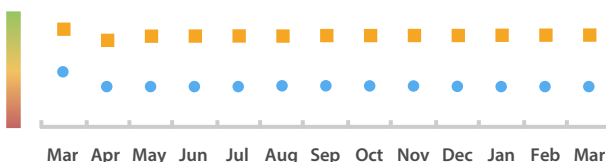


## LEI Issuer Total Data Quality Score Trend

Progress achieved with regard to the continuous optimization of the data quality based on the LEI Issuer Total Data Quality Score.



## LEI Issuer Data Quality (●) against LEI Pool Average (■)



## Data Quality in Covered Countries



## Data Quality Criteria

	Mar	Feb	Jan	31-Mar-16
Accuracy	100.00 %	100.00 %	100.00 %	100.00 %
Completeness	89.47 %	89.47 %	89.47 %	100.00 %
Comprehensiveness	100.00 %	100.00 %	100.00 %	100.00 %
Integrity	89.08 %	89.08 %	89.08 %	89.08 %
Representation	99.91 %	99.91 %	99.91 %	99.91 %
Uniqueness	100.00 %	100.00 %	100.00 %	100.00 %
Validity	73.71 %	73.71 %	73.71 %	73.71 %

The Data Quality criteria is expected to contain 12 dimensions. Currently a subset of 7 criteria is implemented, to the detriment of the score, as they are averaged on all of them. This is expected to change, on a non-fixed timeline, to include all 12 dimensions.

## Quality Maturity Level

maturity level: 0.89



## Statistics

## LEI Issuer Totals

	Values
Managed LEIs	144 ➔
Active entities managed	144 ➔
Inactive entities managed	0 ➔
Covered countries	1 ➔

## Challenges

	Values
Received challenges	0 ➔
'No change' challenges	0 ➔
Duplicates detected	0 ➔

## Files

	Values
No. of days per month with CDF-compliant file uploads	31 / 31 ➔