

Business Entity Data B.V. (GMEI Utility a service of BED B.V.)

| Data Quality Report | March 2018

Data Quality Scores

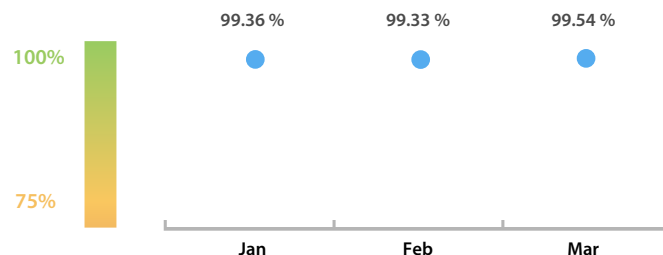
LEI Issuer Total Data Quality Score

The LEI Issuer Total Data Quality Score is calculated as the equal weighted average of the 8 'Data Quality Criteria'.

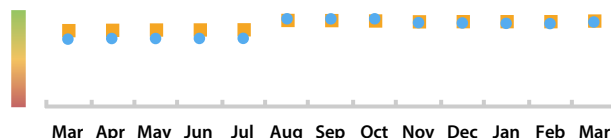


LEI Issuer Total Data Quality Score Trend

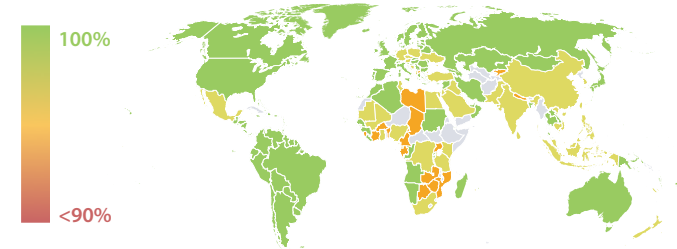
Progress achieved with regard to the continuous optimization of the data quality based on the LEI Issuer Total Data Quality Score.



LEI Issuer Data Quality (●) against LEI Pool Average (■)



Data Quality in Covered Countries



Data Quality Criteria


	Mar	Feb	# Checks	# Failed Records
Accuracy	99.99 %	99.99 %	7	4 (< 0.01 %)
Completeness	99.46 %	99.47 %	1	2,042 (0.53 %)
Comprehensiveness	100.00 %	100.00 %	2	0 (0 %)
Consistency	98.34 %	98.32 %	16	64,277 (16.91 %)
Currency	99.98 %	99.98 %	1	65 (0.01 %)
Integrity	99.89 %	98.27 %	15	3,633 (0.95 %)
Uniqueness	99.99 %	99.99 %	1	11 (< 0.01 %)
Validity	98.68 %	98.60 %	15	31,925 (8.40 %)

The Data Quality criteria is expected to contain 12 dimensions. Currently a subset of 8 criteria is implemented, to the detriment of the score, as they are averaged on all of them. This is expected to change, on a nonfixed timeline, to include all 12 dimensions.

Top 5 Failing Checks

	# Failed Records	Check description
C000245	35,362	LEI has exactly one record for ultimate parent and ...
C000269	30,943	a RelationshipPeriod with PeriodType RELATIONS...
C000260	30,943	RelationshipPeriods with PeriodType RELATIONSH...
C000268	28,945	a RelationshipPeriod with PeriodType DOCUMENT...
C000249	28,854	ValidationReference contains valid text content.

Quality Maturity Level



Statistics

Totals	Values
Managed LEIs	379,976 (+1.68 %)
Active entities managed	374,158 (+1.69 %)
Inactive entities managed	5,818 (+1.07 %)
Covered countries	201 (+0.50 %)
New lapsed LEIs *	4,029 (+33.94 %)

Level 2 Info	Values
LEIs with LEI parent relationships	31,008 (-4.64 %)
LEIs with complete parent information	227,992 (+7.00 %)

Duplicates	Values
Total LEIs marked as duplicate **	1,875 (+1.95 %)
Duplicate percentage of managed LEIs	< 1 % (+0.26 %)

Challenges	Values
Challenges this month	100 (-14.52 %)
Duplicates found this month	22 (+10.00 %)
Updates to entity information this month	33 (+26.92 %)

Files	Values
No. of days per month with CDF-compliant file uploads	31 / 31 (+/-0 %)

* Please see our Business Report www.gleif.org/business-reports for detailed information around lapsed LEIs.

** RegistrationStatus = DUPLICATE