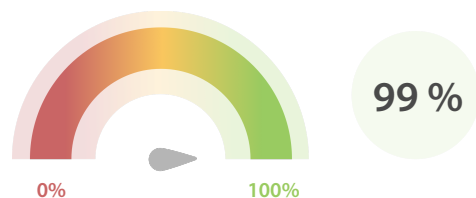


Global LEI Data Quality Report | March 2018

Data Quality Scores

LEI Total Data Quality Score

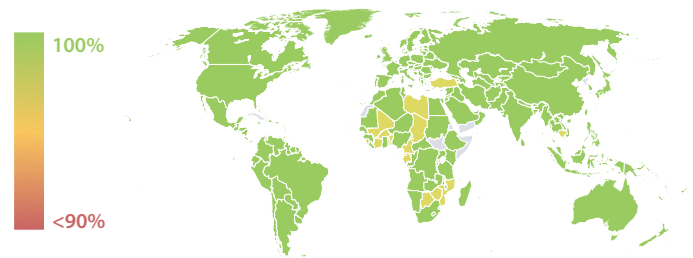
The LEI Total Data Quality Score is calculated as the equal weighted average of the 8 'Data Quality Criteria' listed below.



Summary

The assessment performed on 31 March 2018 shows that four out of 30 LEI issuers delivered excellent quality (highest quality maturity level). By the end of 2017, only one issuer achieved this level. Overall performance further improved with regard to the criteria 'Consistency', 'Integrity' and 'Validity'. The Total Data Quality Score remains stable at 99%.

Data Quality Heat Map in Covered Countries

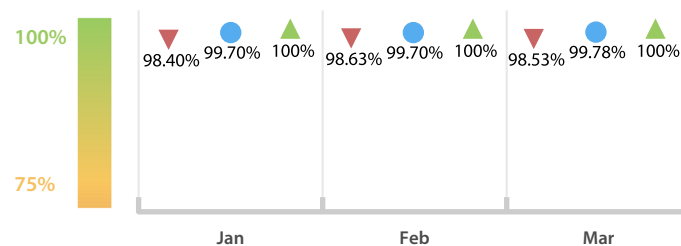


Top 5 Failing Checks

	# Failed Records	# LEI Issuers	LEI Issuer with highest amount in %
C000245	95,074	18	Central Securities Clearing System plc ...
C000260	33,430	10	Istanbul Takas ve Saklama Bankası An...
C000269	31,473	6	Istanbul Takas ve Saklama Bankası An...
C000249	29,906	8	Business Entity Data B.V. (GMEI Utili...
C000268	29,058	6	Business Entity Data B.V. (GMEI Utili...

LEI Total Data Quality Score Trend

Progress achieved with regard to the continuous optimization of the data quality based on the LEI Total Data Quality Score.



● Total Data Quality Score ▲ Highest LEI Issuer Score ▼ Lowest LEI Issuer Score

Data Quality Criteria

	Mar	Feb	# Checks	# Failed Records
Accuracy	99.99 %	99.99 %	7	79 (< 0.01 %)
Completeness	99.70 %	99.70 %	1	3,420 (0.29 %)
Comprehensiveness	100.00 %	100.00 %	2	0 (0 %)
Consistency	99.10 %	99.03 %	16	127,315 (11.08 %)
Currency	99.99 %	99.99 %	1	66 (< 0.01 %)
Integrity	99.96 %	99.41 %	15	4,161 (0.36 %)
Uniqueness	99.99 %	99.99 %	1	31 (< 0.01 %)
Validity	99.54 %	99.48 %	15	34,490 (3.00 %)

The Data Quality criteria is expected to contain 12 dimensions. Currently a subset of 8 criteria is implemented, to the detriment of the score, as they are averaged on all of them. This is expected to change, on a nonfixed timeline, to include all 12 dimensions.

Quality Maturity Level

Average maturity level: 0.99

Mar 4/30 (13 %)	Mar 4/30 (13 %)	Mar 4/30 (13 %)
Feb 3/30 (10 %) Jan 2/30 (6 %)	Feb 3/30 (10 %) Jan 2/30 (6 %)	Feb 3/30 (10 %) Jan 2/30 (6 %)
LEI issuers achieving maturity level 1	LEI issuers achieving maturity level 2	LEI issuers achieving maturity level 3
L1 Required quality	L2 Expected quality	L3 Excellent quality

Statistics

Totals	Values
Total LEI records	1,148,170 (+3.12 %)
New issued LEIs	33,120 (-16.70 %)
Renewed LEIs	33,994 (-1.81 %)
New lapsed LEIs *	8,904 (+7.32 %)
Countries	221 (+/-0 %)
LEI Issuers	30 (+/-0 %)

Level 2 Info	Values
LEIs with LEI parent relationships	72,593 (+2.87 %)
LEIs with complete parent information	834,384 (+8.26 %)

Duplicates	Values
Total LEIs marked as duplicate **	2,765 (+4.33 %)
Duplicate percentage of total LEI records	< 1 % (+1.17 %)
LEIs marked as duplicate this month	140 (-45.31 %)

Challenges	Values
Challenges this month	301 (+2.03 %)
Duplicates found this month	46 (-9.80 %)
Updates to entity information this month	91 (+46.77 %)

* Please see our Business Report www.gleif.org/business-reports for detailed information around lapsed LEIs.

** RegistrationStatus = DUPLICATE