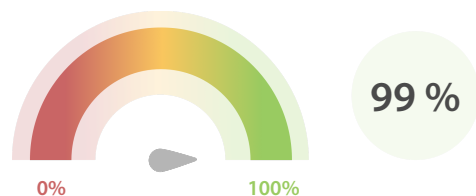


## Data Quality Scores

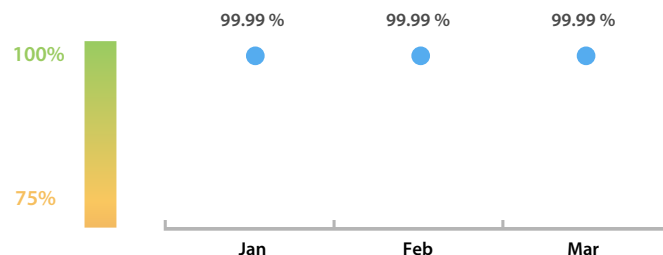
### LEI Issuer Total Data Quality Score

The LEI Issuer Total Data Quality Score is calculated as the equal weighted average of the 11 'Data Quality Criteria'.




### LEI Issuer Total Data Quality Score Trend

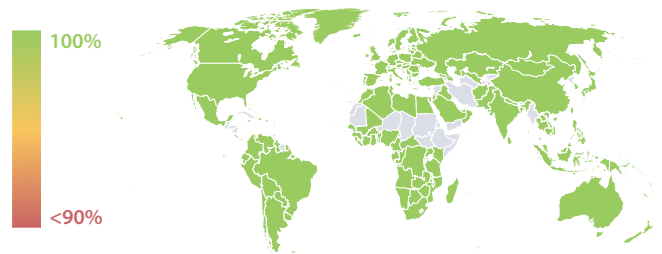
Progress achieved with regard to the continuous optimization of the data quality based on the LEI Issuer Total Data Quality Score.



### LEI Issuer Data Quality (●) against LEI Pool Average (■)



### Data Quality in Covered Countries



### Top 5 Failing Checks


	# Failed Records	Check description
<a href="#">C000291</a>	163	If the ultimate parent is public: The ultimate par...
<a href="#">C000243</a>	5	This LEI must not have any parent RR record in R...
<a href="#">C000263</a>	3	They must be managed by the same LOU that m...
<a href="#">C000262</a>	1	Relationships' NextRenewalDate (date portion) is...
<a href="#">N/A</a>	N/A	N/A

### Data Quality Criteria

	Mar	Feb	# Checks	# Failed Records
Accessibility	100.00 %	100.00 %	1	0 (0 %)
Accuracy	100.00 %	100.00 %	8	0 (0 %)
Completeness	99.99 %	99.99 %	3	5 (< 0.01 %)
Comprehensiveness	100.00 %	100.00 %	2	0 (0 %)
Consistency	99.99 %	99.99 %	21	166 (0.09 %)
Currency	100.00 %	100.00 %	1	0 (0 %)
Integrity	100.00 %	100.00 %	18	0 (0 %)
Provenance	100.00 %	100.00 %	2	0 (0 %)
Representation	100.00 %	100.00 %	2	0 (0 %)
Uniqueness	100.00 %	99.99 %	2	0 (0 %)
Validity	100.00 %	99.99 %	15	0 (0 %)

The Data Quality criteria is expected to contain 12 dimensions. Currently a subset of 11 criteria is implemented, to the detriment of the score, as they are averaged on all of them. This is expected to change, on a nonfixed timeline, to include all 12 dimensions.

## Quality Maturity Level



## Statistics

Totals	Values
Managed LEIs	169,306 (+0.69 %)
Active entities managed	166,054 (+0.69 %)
Inactive entities managed	3,252 (+0.96 %)
Covered countries	178 (+0.56 %)
New lapsed LEIs *	1,931 (-43.28 %)

Level 2 Info	Values
LEIs with LEI parent relationships	12,094 (+2.24 %)
LEIs with complete parent information	165,406 (+0.70 %)

Duplicates	Values
Total LEIs marked as duplicate **	484 (+0.83 %)
Duplicate percentage of managed LEIs	< 1 % (+0.13 %)

Challenges	Values
Challenges this month	25 (-48.97 %)
Duplicates found this month	0 (+/- 0 %)
Updates to entity information this month	18 (> 100 %)

Files	Values
No. of days per month with CDF-compliant file uploads	30 / 31 (+0.35 %)

\* Please see our Business Report [www.gleif.org/business-reports](http://www.gleif.org/business-reports) for detailed information around lapsed LEIs.

\*\* RegistrationStatus = DUPLICATE