

## Data Quality Scores

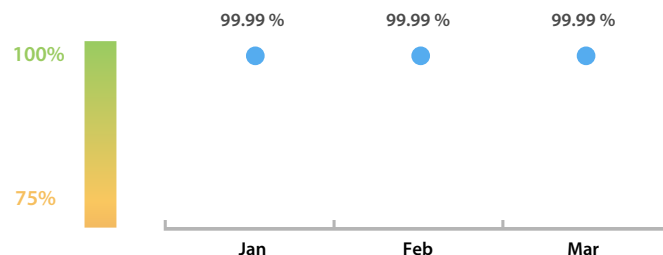
### LEI Issuer Total Data Quality Score

The LEI Issuer Total Data Quality Score is calculated as the equal weighted average of the 11 'Data Quality Criteria'.




### LEI Issuer Total Data Quality Score Trend

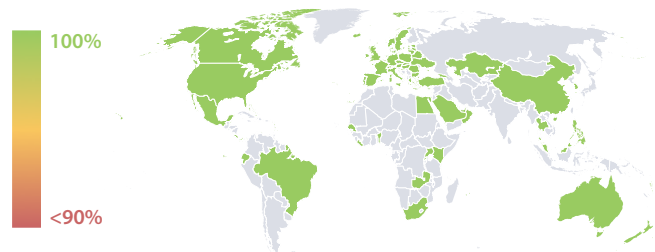
Progress achieved with regard to the continuous optimization of the data quality based on the LEI Issuer Total Data Quality Score.



### LEI Issuer Data Quality (●) against LEI Pool Average (■)



### Data Quality in Covered Countries



### Top 5 Failing Checks


	# Failed Records	Check description
<a href="#">C000291</a>	2	If the ultimate parent is public: The ultimate par...
<a href="#">C000244</a>	1	No public RR records(s) with RegistrationStatus ...
<a href="#">C000238</a>	1	maximum one RegistrationStatus is ISSUED, ME...
<a href="#">C000180</a>	1	There is no repetition of the same LEI code with ...
<a href="#">C000097</a>	1	LegalJurisdiction is either an ISO 3166-1 alpha-2...

### Data Quality Criteria

	Mar	Feb	# Checks	# Failed Records
Accessibility	100.00 %	100.00 %	1	0 (0 %)
Accuracy	100.00 %	100.00 %	8	0 (0 %)
Completeness	100.00 %	99.99 %	3	0 (0 %)
Comprehensiveness	100.00 %	100.00 %	2	0 (0 %)
Consistency	99.99 %	99.98 %	21	2 (0.02 %)
Currency	100.00 %	100.00 %	1	0 (0 %)
Integrity	99.99 %	99.99 %	18	1 (0.01 %)
Provenance	100.00 %	100.00 %	2	0 (0 %)
Representation	100.00 %	100.00 %	2	0 (0 %)
Uniqueness	99.99 %	100.00 %	2	1 (0.01 %)
Validity	99.99 %	100.00 %	15	2 (0.02 %)

The Data Quality criteria is expected to contain 12 dimensions. Currently a subset of 11 criteria is implemented, to the detriment of the score, as they are averaged on all of them. This is expected to change, on a nonfixed timeline, to include all 12 dimensions.

## Quality Maturity Level



## Statistics

Totals	Values
Managed LEIs	9,253 (+1.50 %)
Active entities managed	9,088 (+1.51 %)
Inactive entities managed	165 (+0.60 %)
Covered countries	88 (-1.12 %)
New lapsed LEIs *	153 (-46.12 %)

Level 2 Info	Values
LEIs with LEI parent relationships	428 (+0.70 %)
LEIs with complete parent information	7,721 (+1.55 %)

Duplicates	Values
Total LEIs marked as duplicate **	22 (-4.34 %)
Duplicate percentage of managed LEIs	< 1 % (-5.76 %)

Challenges	Values
Challenges this month	4 (+100.00 %)
Duplicates found this month	0 (+/-0 %)
Updates to entity information this month	2 (+/-0 %)

Files	Values
No. of days per month with CDF-compliant file uploads	31 / 31 (+/-0 %)

\* Please see our Business Report [www.gleif.org/business-reports](http://www.gleif.org/business-reports) for detailed information around lapsed LEIs.

\*\* RegistrationStatus = DUPLICATE