


Data Quality Scores

LEI Issuer Total Data Quality Score

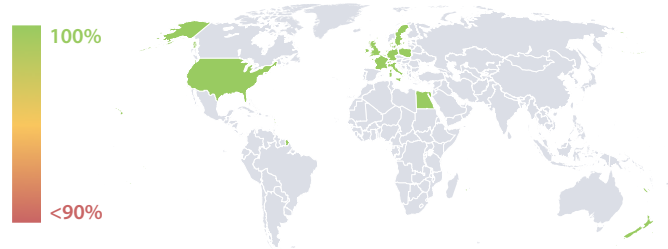
The LEI Issuer Total Data Quality Score is calculated as the equal weighted average of the 11 'Data Quality Criteria'.



LEI Issuer Data Quality (●) against LEI Pool Average (■)



Data Quality in Covered Countries

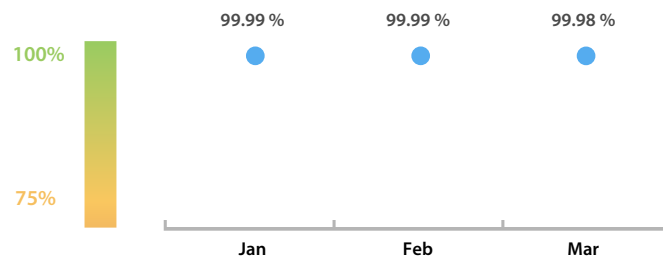


Top 5 Failing Checks

	# Failed Records	Check description
C000291	337	If the ultimate parent is public: The ultimate par...
C000243	212	This LEI must not have any parent RR record in R...
C000289	8	The same value is not found in HeadquartersAdd...
C000288	8	The same value is not found in LegalAddress/Fir...
C000282	8	The Legal Form in the name, matches the ELF C...

LEI Issuer Total Data Quality Score Trend

Progress achieved with regard to the continuous optimization of the data quality based on the LEI Issuer Total Data Quality Score.



Data Quality Criteria

	Mar	Feb	# Checks	# Failed Records
Accessibility	100.00 %	100.00 %	1	0 (0 %)
Accuracy	100.00 %	100.00 %	8	0 (0 %)
Completeness	99.88 %	99.93 %	3	220 (0.32 %)
Comprehensiveness	100.00 %	100.00 %	2	0 (0 %)
Consistency	99.97 %	99.98 %	21	337 (0.49 %)
Currency	100.00 %	100.00 %	1	0 (0 %)
Integrity	100.00 %	100.00 %	18	0 (0 %)
Provenance	99.99 %	99.99 %	2	8 (0.01 %)
Representation	100.00 %	100.00 %	2	0 (0 %)
Uniqueness	99.99 %	99.99 %	2	1 (< 0.01 %)
Validity	99.99 %	99.99 %	15	5 (< 0.01 %)

The Data Quality criteria is expected to contain 12 dimensions. Currently a subset of 11 criteria is implemented, to the detriment of the score, as they are averaged on all of them. This is expected to change, on a nonfixed timeline, to include all 12 dimensions.

Quality Maturity Level



Statistics

Totals	Values
Managed LEIs	67,952 (+1.33 %)
Active entities managed	62,712 (+1.17 %)
Inactive entities managed	5,240 (+3.21 %)
Covered countries	17 (+6.25 %)
New lapsed LEIs *	1,949 (+4.44 %)

Level 2 Info	Values
LEIs with LEI parent relationships	6,569 (+26.69 %)
LEIs with complete parent information	55,295 (+1.01 %)

Duplicates	Values
Total LEIs marked as duplicate **	108 (+/-0 %)
Duplicate percentage of managed LEIs	< 1 % (-1.31 %)

Challenges	Values
Challenges this month	10 (-9.09 %)
Duplicates found this month	0 (-100.00 %)
Updates to entity information this month	1 (> 1000 %)

Files	Values
No. of days per month with CDF-compliant file uploads	31 / 31 (+/-0 %)

* Please see our Business Report www.gleif.org/business-reports for detailed information around lapsed LEIs.

** RegistrationStatus = DUPLICATE