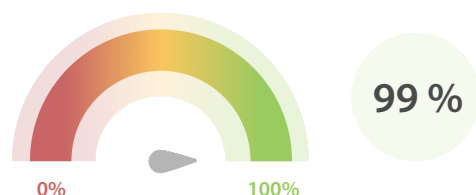


Global LEI Data Quality Report | March 2019

Data Quality Scores

LEI Total Data Quality Score

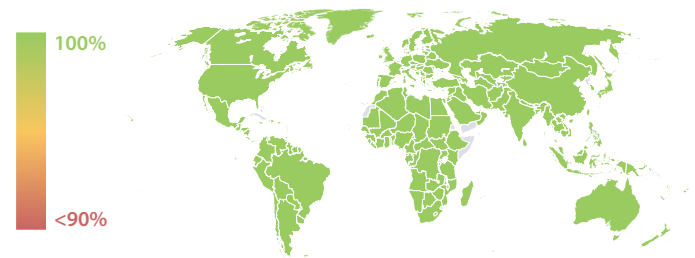
The LEI Total Data Quality Score is calculated as the equal weighted average of the 11 'Data Quality Criteria' listed below.



Summary

The assessment performed on 31 March 2019 shows that the LEI Total Data Quality Score remains stable above 99%. The analysis of distinct quality maturity levels met by the LEI issuers demonstrates that the percentage of LEI issuers that achieve required data quality (69%) remains essentially unchanged compared to the previous reporting period.

Data Quality Heat Map in Covered Countries

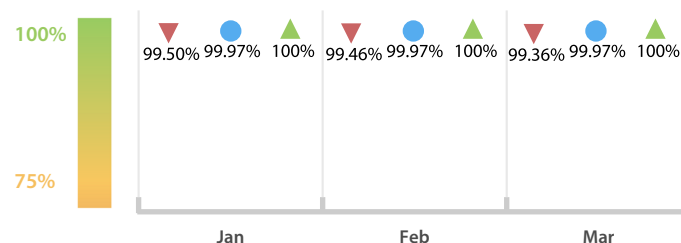


Top 5 Failing Checks

	# Failed Records	# LEI Issuers	LEI Issuer with highest failure ratio
C000291	12,100	26	Strate
C000282	3,465	19	Strate
C000243	1,679	25	Strate
C000146	544	7	CFSTC
C000276	533	14	CSD Prague

LEI Total Data Quality Score Trend

Progress achieved with regard to the continuous optimization of the data quality based on the LEI Total Data Quality Score.



● Total Data Quality Score ▲ Highest LEI Issuer Score ▼ Lowest LEI Issuer Score

Data Quality Criteria

	Mar	Feb	# Checks	# Failed Records
Accessibility	99.99 %	100.00 %	1	1 (< 0.01 %)
Accuracy	99.99 %	99.99 %	8	2 (< 0.01 %)
Completeness	99.95 %	99.96 %	3	1,725 (0.12 %)
Comprehensiveness	100.00 %	100.00 %	2	0 (0 %)
Consistency	99.95 %	99.95 %	21	12,313 (0.88 %)
Currency	99.99 %	99.99 %	1	74 (< 0.01 %)
Integrity	99.99 %	99.99 %	18	15 (< 0.01 %)
Provenance	99.85 %	99.85 %	2	3,995 (0.28 %)
Representation	100.00 %	100.00 %	2	0 (0 %)
Uniqueness	99.99 %	99.99 %	2	122 (< 0.01 %)
Validity	99.99 %	99.99 %	15	629 (0.04 %)

The Data Quality criteria is expected to contain 12 dimensions. Currently a subset of 11 criteria is implemented, to the detriment of the score, as they are averaged on all of them. This is expected to change, on a nonfixed timeline, to include all 12 dimensions.

Quality Maturity Level

Average maturity level: 0.99

Mar 23/33 (69 %)	Mar 4/33 (12 %)	Mar 2/33 (6 %)
Feb 24/33 (72 %) Jan 22/33 (66 %)	Feb 3/33 (9 %) Jan 2/33 (6 %)	Feb 3/33 (9 %) Jan 2/33 (6 %)
LEI issuers achieving maturity level 1	LEI issuers achieving maturity level 2	LEI issuers achieving maturity level 3
L1 Required quality	L2 Expected quality	L3 Excellent quality

Statistics

Totals	Values
Total LEI records	1,394,469 (+1.63 %)
New issued LEIs	22,002 (+35.39 %)
Renewed LEIs	53,923 (-11.67 %)
New lapsed LEIs *	18,701 (-9.45 %)
Countries	223 (+/- 0 %)
LEI Issuers	33 (+/- 0 %)

Level 2 Info	Values
LEIs with LEI parent relationships	101,163 (+6.06 %)
LEIs with complete parent information	1,201,212 (+1.82 %)

Duplicates	Values
Total LEIs marked as duplicate **	3,650 (+0.94 %)
Duplicate percentage of total LEI records	< 1 % (-0.68 %)
LEIs marked as duplicate this month	43 (-32.81 %)

Challenges	Values
Challenges this month	235 (+25.00 %)
Duplicates found this month	7 (-81.57 %)
Updates to entity information this month	117 (+12.50 %)

* Please see our Business Report www.gleif.org/business-reports for detailed information around lapsed LEIs.

** RegistrationStatus = DUPLICATE