


## Data Quality Scores

### LEI Issuer Total Data Quality Score

The LEI Issuer Total Data Quality Score is calculated as the equal weighted average of the 11 'Data Quality Criteria'.



### LEI Issuer Data Quality (●) against LEI Pool Average (■)



### Data Quality in Covered Countries

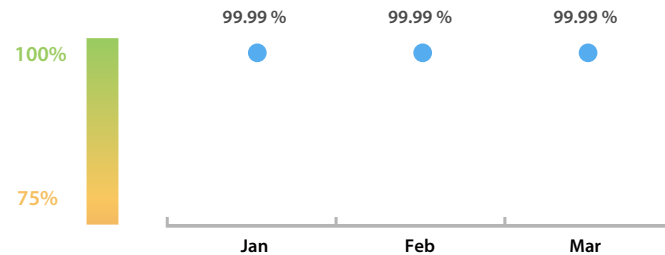


### Top 5 Failing Checks

	# Failed Records	Check description
<a href="#">C000291</a>	2	If the ultimate parent is public: Th...
<a href="#">C000243</a>	2	This LEI must not have any parent ...
<a href="#">N/A</a>	N/A	N/A
<a href="#">N/A</a>	N/A	N/A
<a href="#">N/A</a>	N/A	N/A

### LEI Issuer Total Data Quality Score Trend

Progress achieved with regard to the continuous optimization of the data quality based on the LEI Issuer Total Data Quality Score.

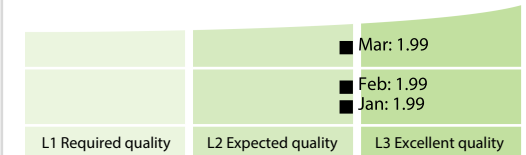


### Data Quality Criteria

	Mar	Feb	# Checks	# Failed Records
Accessibility	100.00 %	100.00 %	1	0 (0 %)
Accuracy	100.00 %	100.00 %	8	0 (0 %)
Completeness	99.99 %	99.99 %	3	2 (0.01 %)
Comprehensiveness	100.00 %	100.00 %	2	0 (0 %)
Consistency	99.99 %	99.99 %	21	2 (0.01 %)
Currency	100.00 %	100.00 %	1	0 (0 %)
Integrity	100.00 %	100.00 %	18	0 (0 %)
Provenance	100.00 %	100.00 %	1	0 (0 %)
Representation	100.00 %	100.00 %	2	0 (0 %)
Uniqueness	100.00 %	100.00 %	2	0 (0 %)
Validity	100.00 %	100.00 %	15	0 (0 %)

The Data Quality criteria is expected to contain 12 dimensions. Currently a subset of 11 criteria is implemented, to the detriment of the score, as they are averaged on all of them. This is expected to change, on a nonfixed timeline, to include all 12 dimensions.

## Quality Maturity Level



## Statistics

### Totals

	Values
Managed LEIs	17,491 (+1.88 %)
Active entities managed	17,214 (+1.85 %)
Inactive entities managed	277 (+3.35 %)
Covered countries	30 (+/-0 %)
New lapsed LEIs *	198 (-38.12 %)

### Level 2 Info

	Values
LEIs with LEI parent relationships	1,495 (+2.39 %)
LEIs with complete parent information	14,737 (+2.50 %)

### Duplicates

	Values
Total LEIs marked as duplicate **	26 (+/-0 %)
Duplicate percentage of managed LEIs	< 1 % (-1.84 %)

### Challenges

	Values
Challenges this month	1 (+/-0 %)
Duplicates found this month	0 (+/-0 %)
Updates to entity information this month	2 (-33.33 %)

### Files

	Values
No. of days per month with CDF-compliant file uploads	31 / 31 (+/-0 %)

\* Please see our Business Report [www.gleif.org/business-reports](http://www.gleif.org/business-reports) for detailed information around lapsed LEIs.

\*\* RegistrationStatus = DUPLICATE