

## Data Quality Scores

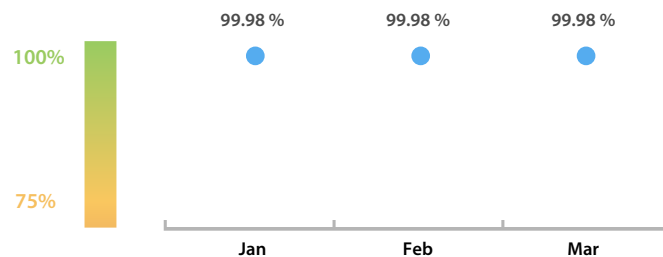
### LEI Issuer Total Data Quality Score

The LEI Issuer Total Data Quality Score is calculated as the equal weighted average of the 11 'Data Quality Criteria'.




### LEI Issuer Total Data Quality Score Trend

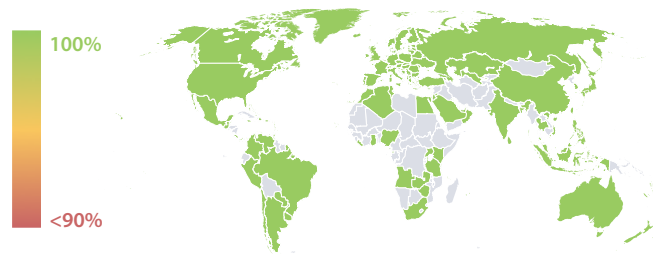
Progress achieved with regard to the continuous optimization of the data quality based on the LEI Issuer Total Data Quality Score.



### LEI Issuer Data Quality (●) against LEI Pool Average (■)



### Data Quality in Covered Countries



### Top 5 Failing Checks


	# Failed Records	Check description
<a href="#">C000276</a>	62	RegistrationAuthorityEntity...
<a href="#">C000291</a>	41	If the ultimate parent is public: Th...
<a href="#">C000243</a>	13	This LEI must not have any parent ...
<a href="#">C000183</a>	1	AssociatedLEI is an LEI record t...
<a href="#">C000180</a>	1	There is no repetition of the sa...

### Data Quality Criteria

	Mar	Feb	# Checks	# Failed Records
Accessibility	100.00 %	100.00 %	1	0 (0 %)
Accuracy	100.00 %	100.00 %	8	0 (0 %)
Completeness	99.99 %	99.99 %	3	13 (0.02 %)
Comprehensiveness	99.99 %	99.99 %	2	1 (< 0.01 %)
Consistency	99.99 %	99.99 %	21	41 (0.07 %)
Currency	100.00 %	100.00 %	1	0 (0 %)
Integrity	100.00 %	100.00 %	18	0 (0 %)
Provenance	99.88 %	99.88 %	1	62 (0.11 %)
Representation	100.00 %	100.00 %	2	0 (0 %)
Uniqueness	99.99 %	99.99 %	2	1 (< 0.01 %)
Validity	100.00 %	100.00 %	15	0 (0 %)

The Data Quality criteria is expected to contain 12 dimensions. Currently a subset of 11 criteria is implemented, to the detriment of the score, as they are averaged on all of them. This is expected to change, on a nonfixed timeline, to include all 12 dimensions.

## Quality Maturity Level



## Statistics

Totals	Values
Managed LEIs	56,044 (+5.08 %)
Active entities managed	55,565 (+4.59 %)
Inactive entities managed	479 (> 100 %)
Covered countries	145 (+1.39 %)
New lapsed LEIs *	847 (-7.33 %)

Level 2 Info	Values
LEIs with LEI parent relationships	1,420 (+3.57 %)
LEIs with complete parent information	55,191 (+4.60 %)

Duplicates	Values
Total LEIs marked as duplicate **	91 (+1.11 %)
Duplicate percentage of managed LEIs	< 1 % (-3.77 %)

Challenges	Values
Challenges this month	1 (> 1000 %)
Duplicates found this month	1 (-50.00 %)
Updates to entity information this month	8 (+60.00 %)

Files	Values
No. of days per month with CDF-compliant file uploads	31 / 31 (+/- 0 %)

\* Please see our Business Report [www.gleif.org/business-reports](http://www.gleif.org/business-reports) for detailed information around lapsed LEIs.

\*\* RegistrationStatus = DUPLICATE