

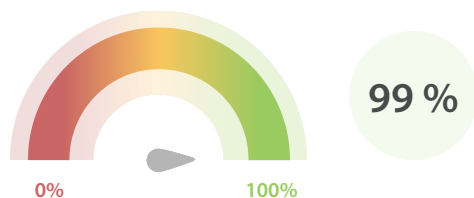
Central Securities Clearing System plc (CSCS Nigeria)

| Data Quality Report | May 2018

Data Quality Scores

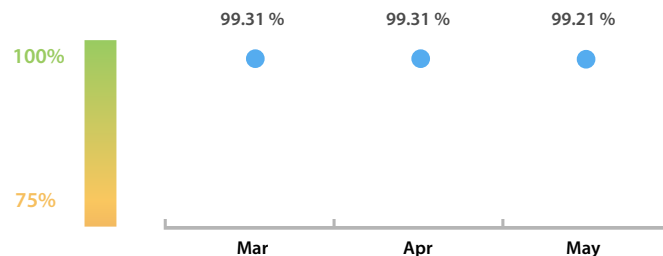
LEI Issuer Total Data Quality Score

The LEI Issuer Total Data Quality Score is calculated as the equal weighted average of the 8 'Data Quality Criteria'.




LEI Issuer Total Data Quality Score Trend

Progress achieved with regard to the continuous optimization of the data quality based on the LEI Issuer Total Data Quality Score.



LEI Issuer Data Quality (●) against LEI Pool Average (■)



Data Quality in Covered Countries



Data Quality Criteria


	May	Apr	# Checks	# Failed Records
Accuracy	100.00 %	100.00 %	7	0 (0 %)
Completeness	98.11 %	98.09 %	1	5 (1.88 %)
Comprehensiveness	100.00 %	100.00 %	2	0 (0 %)
Consistency	95.73 %	96.57 %	16	181 (68.30 %)
Currency	100.00 %	100.00 %	1	0 (0 %)
Integrity	100.00 %	100.00 %	15	0 (0 %)
Uniqueness	100.00 %	100.00 %	1	0 (0 %)
Validity	99.87 %	99.84 %	15	4 (1.50 %)

The Data Quality criteria is expected to contain 12 dimensions. Currently a subset of 8 criteria is implemented, to the detriment of the score, as they are averaged on all of them. This is expected to change, on a nonfixed timeline, to include all 12 dimensions.

Top 5 Failing Checks

	# Failed Records	Check description
C000245	181	LEI has exactly one record for ultimate parent and ...
C000243	5	this LEI must not have any parent RR record and m...
C000259	3	ValidationAuthorityID is RA999999 or ValidationAut...
C000097	1	LegalJurisdiction is either an ISO 3166-1 alpha-2 c...
C000075	1	LegalAddress/Region is an ISO 3166-2 country sub...

Quality Maturity Level



Statistics

Totals	Values
Managed LEIs	265 (+0.76 %)
Active entities managed	261 (+0.77 %)
Inactive entities managed	4 (+/-0 %)
Covered countries	3 (+50.00 %)
New lapsed LEIs *	0 (-100.00 %)

Level 2 Info	Values
LEIs with LEI parent relationships	1 (> 1000 %)
LEIs with complete parent information	14 (> 1000 %)

Duplicates	Values
Total LEIs marked as duplicate **	3 (+/-0 %)
Duplicate percentage of managed LEIs	1 % (-0.75 %)

Challenges	Values
Challenges this month	0 (+/-0 %)
Duplicates found this month	0 (+/-0 %)
Updates to entity information this month	0 (+/-0 %)

Files	Values
No. of days per month with CDF-compliant file uploads	31 / 31 (+/-0 %)

* Please see our Business Report www.gleif.org/business-reports for detailed information around lapsed LEIs.

** RegistrationStatus = DUPLICATE