

# London Stock Exchange LEI Limited (London Stock Exchange)

## | Data Quality Report | May 2018



### Data Quality Scores

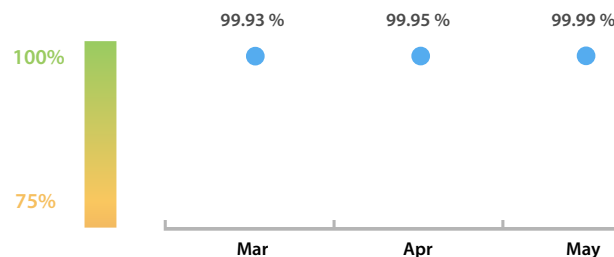
#### LEI Issuer Total Data Quality Score

The LEI Issuer Total Data Quality Score is calculated as the equal weighted average of the 8 'Data Quality Criteria'.




#### LEI Issuer Total Data Quality Score Trend

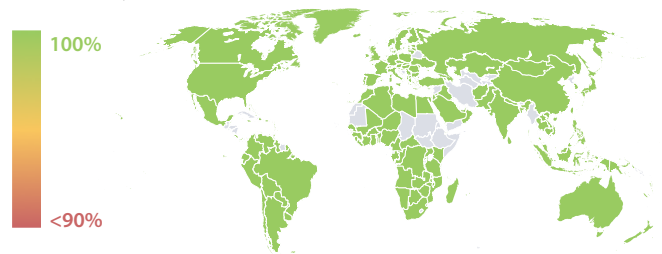
Progress achieved with regard to the continuous optimization of the data quality based on the LEI Issuer Total Data Quality Score.



#### LEI Issuer Data Quality (●) against LEI Pool Average (■)



#### Data Quality in Covered Countries



#### Top 5 Failing Checks


	# Failed Records	Check description
<a href="#">C000247</a>	37	for each of these parent LEI codes there must at lea...
<a href="#">C000259</a>	5	ValidationAuthorityID is RA999999 or ValidationAut...
<a href="#">C000243</a>	5	this LEI must not have any parent RR record and m...
<a href="#">C000178</a>	4	If RegistrationStatus is RETIRED or MERGED, Entit...
<a href="#">C000157</a>	4	EntityExpirationDate is included and <=

#### Data Quality Criteria

	May	Apr	# Checks	# Failed Records
Accuracy	100.00 %	99.99 %	7	0 (0 %)
Completeness	99.99 %	99.99 %	1	5 (< 0.01 %)
Comprehensiveness	100.00 %	100.00 %	2	0 (0 %)
Consistency	99.99 %	99.65 %	16	42 (0.02 %)
Currency	100.00 %	100.00 %	1	0 (0 %)
Integrity	99.99 %	99.99 %	15	4 (< 0.01 %)
Uniqueness	99.99 %	99.99 %	1	1 (< 0.01 %)
Validity	99.99 %	99.99 %	15	6 (< 0.01 %)

The Data Quality criteria is expected to contain 12 dimensions. Currently a subset of 8 criteria is implemented, to the detriment of the score, as they are averaged on all of them. This is expected to change, on a nonfixed timeline, to include all 12 dimensions.

### Quality Maturity Level



### Statistics

Totals	Values
Managed LEIs	157,590 (+1.25 %)
Active entities managed	154,999 (+1.21 %)
Inactive entities managed	2,591 (+3.64 %)
Covered countries	177 (+0.56 %)
New lapsed LEIs *	735 (+2.94 %)

Level 2 Info	Values
LEIs with LEI parent relationships	12,779 (+1.59 %)
LEIs with complete parent information	143,401 (+7.27 %)

Duplicates	Values
Total LEIs marked as duplicate **	334 (+5.36 %)
Duplicate percentage of managed LEIs	< 1 % (+4.05 %)

Challenges	Values
Challenges this month	25 (-61.53 %)
Duplicates found this month	5 (> 100 %)
Updates to entity information this month	7 (-85.41 %)

Files	Values
No. of days per month with CDF-compliant file uploads	27 / 31 (-12.90 %)

\* Please see our Business Report [www.gleif.org/business-reports](http://www.gleif.org/business-reports) for detailed information around lapsed LEIs.

\*\* RegistrationStatus = DUPLICATE

DISCLAIMER: All figures of this LEI Data Quality Report are derived from these sources: 1) Global Legal Entity Identifier Foundation (GLEIF) Concatenated end-of-month files for all months mentioned in this report and 2) the Data Quality Reports for the reported month based on the LEI-Data-Quality-Check Specification v2.0.2. While every care has been taken in the compilation of this information, GLEIF will not be held responsible for any loss, damage or inconvenience caused as a result of inaccuracy or error within the LEI Data Quality Report. The text and graphic content of the LEI Data Quality Report may be used, printed and distributed ONLY with the copyright information displayed (© Copyright Global Legal Entity Identifier Foundation (GLEIF)).