

## Data Quality Scores

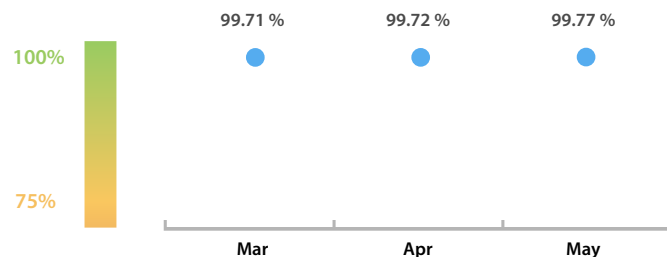
### LEI Issuer Total Data Quality Score

The LEI Issuer Total Data Quality Score is calculated as the equal weighted average of the 8 'Data Quality Criteria'.




### LEI Issuer Total Data Quality Score Trend

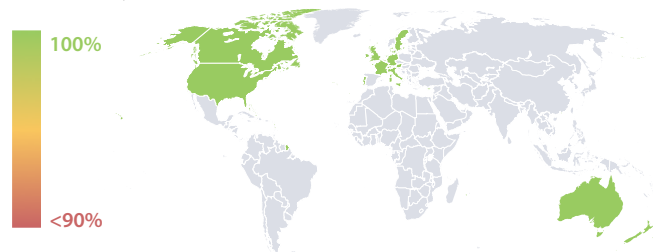
Progress achieved with regard to the continuous optimization of the data quality based on the LEI Issuer Total Data Quality Score.



### LEI Issuer Data Quality (●) against LEI Pool Average (■)



### Data Quality in Covered Countries



### Data Quality Criteria


	May	Apr	# Checks	# Failed Records
Accuracy	100.00 %	100.00 %	7	0 (0 %)
Completeness	99.64 %	99.64 %	1	24 (0.35 %)
Comprehensiveness	100.00 %	100.00 %	2	0 (0 %)
Consistency	99.58 %	99.31 %	16	433 (6.31 %)
Currency	100.00 %	100.00 %	1	0 (0 %)
Integrity	99.78 %	99.67 %	15	216 (3.15 %)
Uniqueness	100.00 %	100.00 %	1	0 (0 %)
Validity	99.17 %	99.19 %	15	433 (6.31 %)

The Data Quality criteria is expected to contain 12 dimensions. Currently a subset of 8 criteria is implemented, to the detriment of the score, as they are averaged on all of them. This is expected to change, on a nonfixed timeline, to include all 12 dimensions.

### Top 5 Failing Checks

	# Failed Records	Check description
<a href="#">C000260</a>	399	RelationshipPeriods with PeriodType RELATIONSH...
<a href="#">C000269</a>	395	a RelationshipPeriod with PeriodType RELATIONS...
<a href="#">C000266</a>	297	then RelationshipPeriods with PeriodType of ACCO...
<a href="#">C000153</a>	205	ContentDate >= LastUpdateDate >= InitialRegistrat...
<a href="#">C000267</a>	114	a RelationshipPeriod with PeriodType ACCOUNTI...

## Quality Maturity Level



## Statistics

Totals	Values
Managed LEIs	6,853 (+0.86 %)
Active entities managed	6,701 (+0.76 %)
Inactive entities managed	152 (+5.55 %)
Covered countries	31 (+/-0 %)
New lapsed LEIs *	71 (-10.12 %)

Level 2 Info	Values
LEIs with LEI parent relationships	399 (+3.10 %)
LEIs with complete parent information	6,076 (+6.70 %)

Duplicates	Values
Total LEIs marked as duplicate **	8 (+14.28 %)
Duplicate percentage of managed LEIs	< 1 % (+13.30 %)

Challenges	Values
Challenges this month	4 (-20.00 %)
Duplicates found this month	1 (> 1000 %)
Updates to entity information this month	1 (-80.00 %)

Files	Values
No. of days per month with CDF-compliant file uploads	31 / 31 (+/-0 %)

\* Please see our Business Report [www.gleif.org/business-reports](http://www.gleif.org/business-reports) for detailed information around lapsed LEIs.

\*\* RegistrationStatus = DUPLICATE