

Patentti- ja Rekisterihallitus (Finnish Patent and Registration Office (PRH))

| Data Quality Report | May 2018



Data Quality Scores

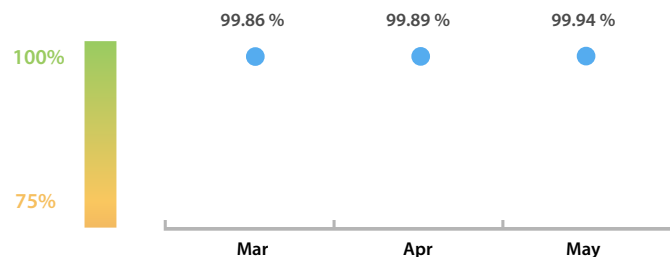
LEI Issuer Total Data Quality Score

The LEI Issuer Total Data Quality Score is calculated as the equal weighted average of the 8 'Data Quality Criteria'.




LEI Issuer Total Data Quality Score Trend

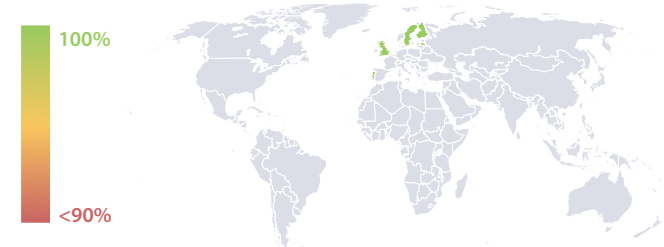
Progress achieved with regard to the continuous optimization of the data quality based on the LEI Issuer Total Data Quality Score.



LEI Issuer Data Quality (●) against LEI Pool Average (■)



Data Quality in Covered Countries



Top 5 Failing Checks


	# Failed Records	Check description
C000245	632	LEI has exactly one record for ultimate parent and ...
C000243	44	this LEI must not have any parent RR record and m...
C000262	26	Relationships' NextRenewalDate (date portion) is th...
C000146	25	NextRenewalDate >= ContentDate and NextRenew...
C000253	6	RelationshipStatus is INACTIVE.

Data Quality Criteria

	May	Apr	# Checks	# Failed Records
Accuracy	100.00 %	100.00 %	7	0 (0 %)
Completeness	99.79 %	99.67 %	1	44 (0.20 %)
Comprehensiveness	100.00 %	100.00 %	2	0 (0 %)
Consistency	99.80 %	99.53 %	16	666 (3.14 %)
Currency	100.00 %	100.00 %	1	0 (0 %)
Integrity	100.00 %	99.98 %	15	0 (0 %)
Uniqueness	100.00 %	100.00 %	1	0 (0 %)
Validity	99.99 %	99.99 %	15	25 (0.11 %)

The Data Quality criteria is expected to contain 12 dimensions. Currently a subset of 8 criteria is implemented, to the detriment of the score, as they are averaged on all of them. This is expected to change, on a nonfixed timeline, to include all 12 dimensions.

Quality Maturity Level



Statistics

Totals	Values
Managed LEIs	21,207 (+2.46 %)
Active entities managed	21,023 (+2.32 %)
Inactive entities managed	184 (+21.85 %)
Covered countries	10 (+/- 0 %)
New lapsed LEIs *	42 (> 100 %)

Level 2 Info	Values
LEIs with LEI parent relationships	858 (+37.94 %)
LEIs with complete parent information	20,155 (+7.61 %)

Duplicates	Values
Total LEIs marked as duplicate **	0 (+/- 0 %)
Duplicate percentage of managed LEIs	0 % (+/- 0 %)

Challenges	Values
Challenges this month	2 (> 1000 %)
Duplicates found this month	0 (+/- 0 %)
Updates to entity information this month	0 (+/- 0 %)

Files	Values
No. of days per month with CDF-compliant file uploads	25 / 31 (-19.35 %)

* Please see our Business Report www.gleif.org/business-reports for detailed information around lapsed LEIs.

** RegistrationStatus = DUPLICATE

DISCLAIMER: All figures of this LEI Data Quality Report are derived from these sources: 1) Global Legal Entity Identifier Foundation (GLEIF) Concatenated end-of-month files for all months mentioned in this report and 2) the Data Quality Reports for the reported month based on the LEI-Data-Quality-Check Specification v2.0.2. While every care has been taken in the compilation of this information, GLEIF will not be held responsible for any loss, damage or inconvenience caused as a result of inaccuracy or error within the LEI Data Quality Report. The text and graphic content of the LEI Data Quality Report may be used, printed and distributed ONLY with the copyright information displayed (© Copyright Global Legal Entity Identifier Foundation (GLEIF)).