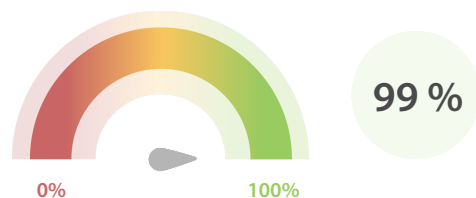


Global LEI Data Quality Report | May 2018

Data Quality Scores

LEI Total Data Quality Score

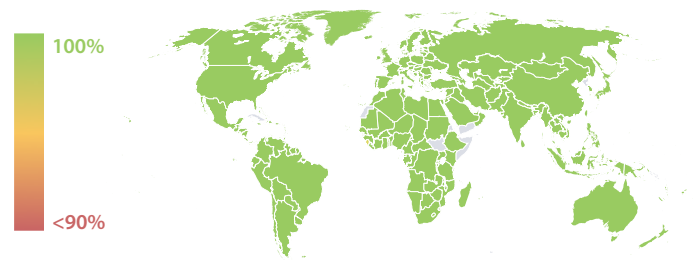
The LEI Total Data Quality Score is calculated as the equal weighted average of the 8 'Data Quality Criteria' listed below.



Summary

The assessment performed on 31 May 2018 shows that the Total Data Quality Score remains stable above 99%. The total number of data quality failures further decreased. In May 2018, 50% less challenges were raised compared to the previous month. GLEIF's centralized challenge facility extends the ability to trigger updates of LEI data to all interested parties.

Data Quality Heat Map in Covered Countries

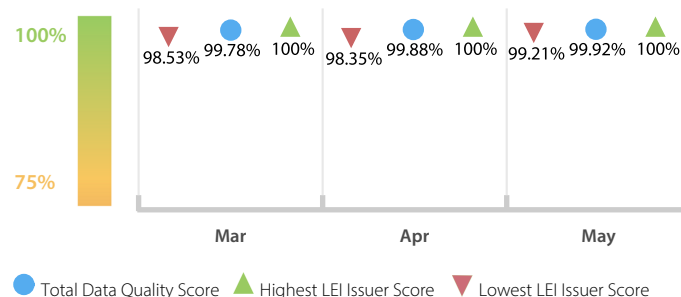


Top 5 Failing Checks

	# Failed Records	# LEI Issuers	LEI Issuer with highest amount in %
C000245	31,788	16	Central Securities Clearing System plc ...
C000252	7,670	3	Business Entity Data B.V. (GMEI Utili...
C000274	7,666	1	Business Entity Data B.V. (GMEI Utili...
C000243	2,921	26	İstanbul Takas ve Saklama Bankası An...
C000260	987	8	LuxCSD S.A. (LuxCSD)

LEI Total Data Quality Score Trend

Progress achieved with regard to the continuous optimization of the data quality based on the LEI Total Data Quality Score.



Data Quality Criteria

	May	Apr	# Checks	# Failed Records
Accuracy	99.90 %	99.99 %	7	7,730 (0.64 %)
Completeness	99.75 %	99.69 %	1	2,920 (0.24 %)
Comprehensiveness	99.99 %	100.00 %	2	1 (< 0.01 %)
Consistency	99.78 %	99.50 %	16	33,638 (2.81 %)
Currency	99.99 %	99.99 %	1	68 (< 0.01 %)
Integrity	99.99 %	99.99 %	15	350 (0.02 %)
Uniqueness	99.99 %	99.99 %	1	35 (< 0.01 %)
Validity	99.98 %	99.90 %	15	1,498 (0.12 %)

The Data Quality criteria is expected to contain 12 dimensions. Currently a subset of 8 criteria is implemented, to the detriment of the score, as they are averaged on all of them. This is expected to change, on a nonfixed timeline, to include all 12 dimensions.

Quality Maturity Level

Average maturity level: 0.99

May 4/32 (12 %)	May 4/32 (12 %)	May 4/32 (12 %)
Apr 2/30 (6 %) Mar 4/30 (13 %)	Apr 2/30 (6 %) Mar 4/30 (13 %)	Apr 2/30 (6 %) Mar 4/30 (13 %)
LEI issuers achieving maturity level 1	LEI issuers achieving maturity level 2	LEI issuers achieving maturity level 3
L1 Required quality	L2 Expected quality	L3 Excellent quality

Statistics

Totals	Values
Total LEI records	1,195,780 (+2.00 %)
New issued LEIs	23,412 (+2.31 %)
Renewed LEIs	25,985 (+0.82 %)
New lapsed LEIs *	6,409 (-14.87 %)
Countries	222 (+0.45 %)
LEI Issuers	32 (+6.66 %)

Level 2 Info	Values
LEIs with LEI parent relationships	79,270 (+3.93 %)
LEIs with complete parent information	963,991 (+5.94 %)

Duplicates	Values
Total LEIs marked as duplicate **	2,947 (+2.14 %)
Duplicate percentage of total LEI records	< 1 % (+0.14 %)
LEIs marked as duplicate this month	73 (-39.16 %)

Challenges	Values
Challenges this month	155 (-50.16 %)
Duplicates found this month	24 (-14.28 %)
Updates to entity information this month	30 (-82.65 %)

* Please see our Business Report www.gleif.org/business-reports for detailed information around lapsed LEIs.

** RegistrationStatus = DUPLICATE