

## Data Quality Scores

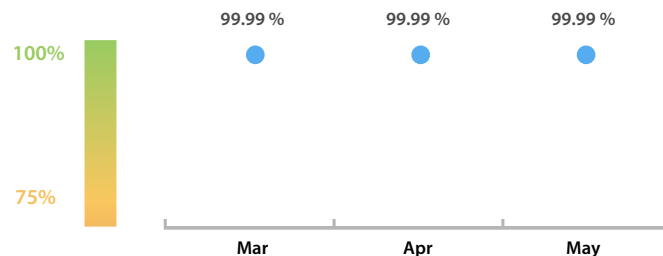
### LEI Issuer Total Data Quality Score

The LEI Issuer Total Data Quality Score is calculated as the equal weighted average of the 11 'Data Quality Criteria'.




### LEI Issuer Total Data Quality Score Trend

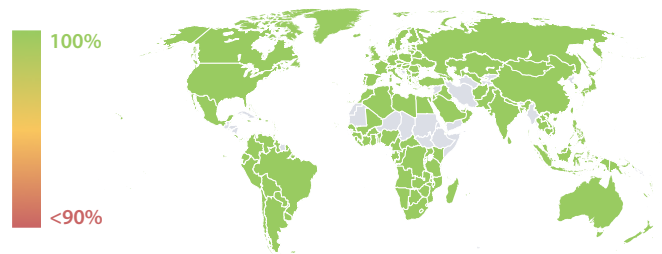
Progress achieved with regard to the continuous optimization of the data quality based on the LEI Issuer Total Data Quality Score.



### LEI Issuer Data Quality (●) against LEI Pool Average (■)



### Data Quality in Covered Countries



### Top 5 Failing Checks

	# Failed Records	Check description
<a href="#">C000291</a>	206	If the ultimate parent is public: The ultimate par...
<a href="#">C000282</a>	13	The Legal Form in the name, matches the ELF C...
<a href="#">C000243</a>	13	This LEI must not have any parent RR record in R...
<a href="#">C000263</a>	3	They must be managed by the same LOU that m...
<a href="#">C000262</a>	2	Relationships' NextRenewalDate (date portion) is...

### Data Quality Criteria

	May	Apr	# Checks	# Failed Records
Accessibility	100.00 %	100.00 %	1	0 (0 %)
Accuracy	100.00 %	100.00 %	8	0 (0 %)
Completeness	99.99 %	99.99 %	3	13 (< 0.01 %)
Comprehensiveness	100.00 %	100.00 %	2	0 (0 %)
Consistency	99.99 %	99.99 %	21	209 (0.12 %)
Currency	100.00 %	100.00 %	1	0 (0 %)
Integrity	100.00 %	100.00 %	18	0 (0 %)
Provenance	99.99 %	100.00 %	2	13 (< 0.01 %)
Representation	100.00 %	100.00 %	2	0 (0 %)
Uniqueness	99.99 %	99.99 %	2	3 (< 0.01 %)
Validity	99.99 %	100.00 %	15	2 (< 0.01 %)

The Data Quality criteria is expected to contain 12 dimensions. Currently a subset of 11 criteria is implemented, to the detriment of the score, as they are averaged on all of them. This is expected to change, on a nonfixed timeline, to include all 12 dimensions.

## Quality Maturity Level

		■ May: 1.99
		■ Apr: 1.99
		■ Mar: 1.99
L1 Required quality	L2 Expected quality	L3 Excellent quality

## Statistics

Totals	Values
Managed LEIs	171,201 (+0.53 %)
Active entities managed	167,760 (+0.49 %)
Inactive entities managed	3,441 (+2.28 %)
Covered countries	179 (+0.56 %)
New lapsed LEIs *	1,292 (+11.47 %)

Level 2 Info	Values
LEIs with LEI parent relationships	11,980 (-0.50 %)
LEIs with complete parent information	167,667 (+0.69 %)

Duplicates	Values
Total LEIs marked as duplicate **	495 (+1.02 %)
Duplicate percentage of managed LEIs	< 1 % (+0.48 %)

Challenges	Values
Challenges this month	24 (+9.09 %)
Duplicates found this month	3 (> 1000 %)
Updates to entity information this month	7 (+75.00 %)

Files	Values
No. of days per month with CDF-compliant file uploads	30 / 31 (-3.22 %)

\* Please see our Business Report [www.gleif.org/business-reports](http://www.gleif.org/business-reports) for detailed information around lapsed LEIs.

\*\* RegistrationStatus = DUPLICATE