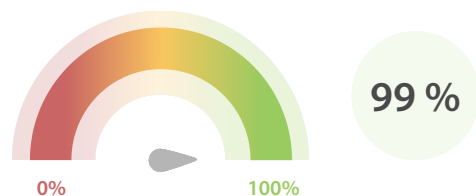


## Data Quality Scores

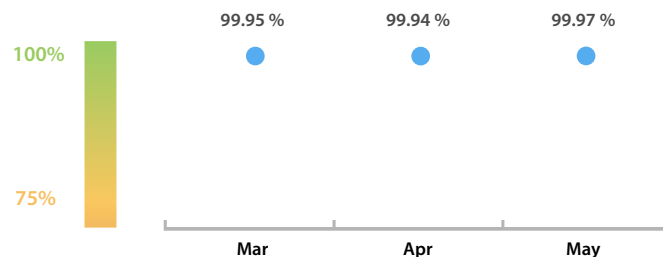
### LEI Issuer Total Data Quality Score

The LEI Issuer Total Data Quality Score is calculated as the equal weighted average of the 11 'Data Quality Criteria'.




### LEI Issuer Total Data Quality Score Trend

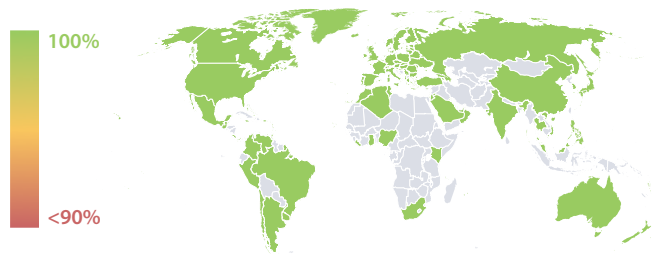
Progress achieved with regard to the continuous optimization of the data quality based on the LEI Issuer Total Data Quality Score.



### LEI Issuer Data Quality (●) against LEI Pool Average (■)



### Data Quality in Covered Countries



### Top 5 Failing Checks

|                         | # Failed Records | Check description                                     |
|-------------------------|------------------|---|
| <a href="#">C000282</a> | 155              | The Legal Form in the name, matches the ELF C...      |
| <a href="#">C000276</a> | 45               | RegistrationAuthorityEntityID is in an expected f...  |
| <a href="#">C000291</a> | 39               | If the ultimate parent is public: The ultimate par... |
| <a href="#">C000180</a> | 12               | There is no repetition of the same LEI code with ...  |
| <a href="#">C000243</a> | 11               | This LEI must not have any parent RR record in R...   |

### Data Quality Criteria

|                   | May      | Apr      | # Checks | # Failed Records |
|-------------------|----------|----------|----------|------------------|
| Accessibility     | 100.00 % | 100.00 % | 1        | 0 (0 %)          |
| Accuracy          | 100.00 % | 100.00 % | 8        | 0 (0 %)          |
| Completeness      | 99.99 %  | 99.99 %  | 3        | 11 (0.02 %)      |
| Comprehensiveness | 100.00 % | 100.00 % | 2        | 0 (0 %)          |
| Consistency       | 99.99 %  | 99.99 %  | 21       | 40 (0.09 %)      |
| Currency          | 100.00 % | 100.00 % | 1        | 0 (0 %)          |
| Integrity         | 100.00 % | 100.00 % | 18       | 0 (0 %)          |
| Provenance        | 99.75 %  | 99.50 %  | 2        | 200 (0.49 %)     |
| Representation    | 100.00 % | 100.00 % | 2        | 0 (0 %)          |
| Uniqueness        | 99.98 %  | 99.92 %  | 2        | 12 (0.02 %)      |
| Validity          | 99.99 %  | 100.00 % | 15       | 1 (< 0.01 %)     |

The Data Quality criteria is expected to contain 12 dimensions. Currently a subset of 11 criteria is implemented, to the detriment of the score, as they are averaged on all of them. This is expected to change, on a nonfixed timeline, to include all 12 dimensions.

## Quality Maturity Level

|                     |                     |                      |
|---------------------|---------------------|----------------------|
|                     |                     | ■ May: 1.99          |
|                     |                     | ■ Apr: 1.99          |
|                     |                     | ■ Mar: 1.99          |
| L1 Required quality | L2 Expected quality | L3 Excellent quality |

## Statistics

### Totals

| Totals                    | Values           |
|---------------------------|------------------|
| Managed LEIs              | 40,161 (+2.85 %) |
| Active entities managed   | 40,115 (+2.84 %) |
| Inactive entities managed | 46 (+21.05 %)    |
| Covered countries         | 122 (+1.66 %)    |
| New lapsed LEIs *         | 801 (+9.27 %)    |

### Level 2 Info

| Level 2 Info                          | Values           |
|---------------------------------------|------------------|
| LEIs with LEI parent relationships    | 1,030 (+3.00 %)  |
| LEIs with complete parent information | 39,890 (+2.81 %) |

### Duplicates

| Duplicates                           | Values          |
|--------------------------------------|-----------------|
| Total LEIs marked as duplicate **    | 66 (+3.12 %)    |
| Duplicate percentage of managed LEIs | < 1 % (+0.25 %) |

### Challenges

| Challenges                               | Values        |
|--|---------------|
| Challenges this month                    | 14 (+16.66 %) |
| Duplicates found this month              | 2 (+/- 0 %)   |
| Updates to entity information this month | 7 (> 100 %)   |

### Files

| Files   | Values            |
|---|-------------------|
| No. of days per month with CDF-compliant file uploads | 31 / 31 (+/- 0 %) |

\* Please see our Business Report [www.gleif.org/business-reports](http://www.gleif.org/business-reports) for detailed information around lapsed LEIs.

\*\* RegistrationStatus = DUPLICATE