

## Data Quality Scores

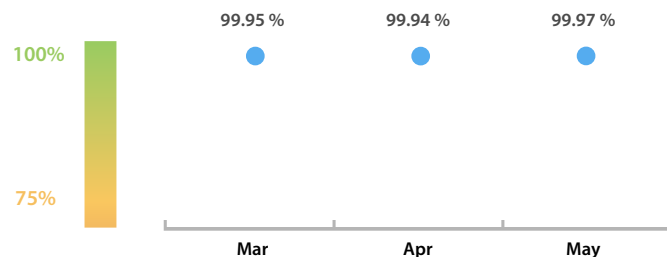
### LEI Issuer Total Data Quality Score

The LEI Issuer Total Data Quality Score is calculated as the equal weighted average of the 11 'Data Quality Criteria'.




### LEI Issuer Total Data Quality Score Trend

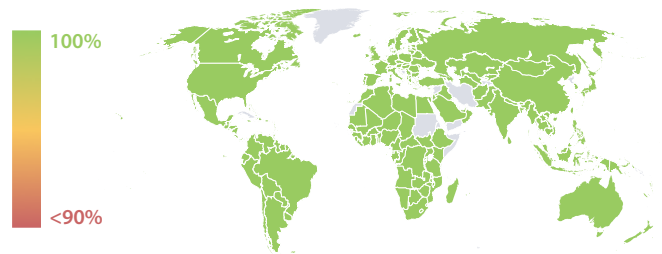
Progress achieved with regard to the continuous optimization of the data quality based on the LEI Issuer Total Data Quality Score.



### LEI Issuer Data Quality (●) against LEI Pool Average (■)



### Data Quality in Covered Countries



### Top 5 Failing Checks


	# Failed Records	Check description
<a href="#">C000282</a>	387	The Legal Form in the name, matches the ELF C...
<a href="#">C000291</a>	197	If the ultimate parent is public: The ultimate par...
<a href="#">C000243</a>	17	This LEI must not have any parent RR record in R...
<a href="#">C000180</a>	15	There is no repetition of the same LEI code with ...
<a href="#">C000238</a>	3	maximum one RegistrationStatus is ISSUED, ME...

### Data Quality Criteria

	May	Apr	# Checks	# Failed Records
Accessibility	100.00 %	100.00 %	1	0 (0 %)
Accuracy	100.00 %	100.00 %	8	0 (0 %)
Completeness	99.99 %	99.99 %	3	17 (0.02 %)
Comprehensiveness	100.00 %	100.00 %	2	0 (0 %)
Consistency	99.98 %	99.98 %	21	197 (0.26 %)
Currency	100.00 %	100.00 %	1	0 (0 %)
Integrity	100.00 %	100.00 %	18	0 (0 %)
Provenance	99.74 %	99.58 %	2	387 (0.51 %)
Representation	100.00 %	100.00 %	2	0 (0 %)
Uniqueness	99.99 %	99.88 %	2	15 (0.01 %)
Validity	99.99 %	99.97 %	15	3 (< 0.01 %)

The Data Quality criteria is expected to contain 12 dimensions. Currently a subset of 11 criteria is implemented, to the detriment of the score, as they are averaged on all of them. This is expected to change, on a nonfixed timeline, to include all 12 dimensions.

## Quality Maturity Level



## Statistics

### Totals

	Values
Managed LEIs	75,084 (+2.73 %)
Active entities managed	74,945 (+2.72 %)
Inactive entities managed	139 (+6.92 %)
Covered countries	202 (+/-0 %)
New lapsed LEIs *	823 (-9.36 %)

### Level 2 Info

	Values
LEIs with LEI parent relationships	6,118 (+3.29 %)
LEIs with complete parent information	74,319 (+2.74 %)

### Duplicates

	Values
Total LEIs marked as duplicate **	64 (+4.91 %)
Duplicate percentage of managed LEIs	< 1 % (+2.12 %)

### Challenges

	Values
Challenges this month	27 (-32.50 %)
Duplicates found this month	4 (+/-0 %)
Updates to entity information this month	3 (-82.35 %)

### Files

	Values
No. of days per month with CDF-compliant file uploads	31 / 31 (+/-0 %)

\* Please see our Business Report [www.gleif.org/business-reports](http://www.gleif.org/business-reports) for detailed information around lapsed LEIs.

\*\* RegistrationStatus = DUPLICATE