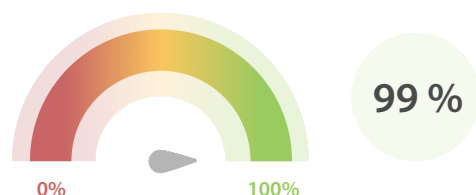


Global LEI Data Quality Report | May 2019

Data Quality Scores

LEI Total Data Quality Score

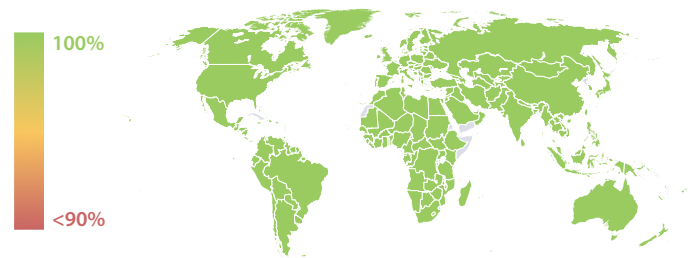
The LEI Total Data Quality Score is calculated as the equal weighted average of the 11 'Data Quality Criteria' listed below.



Summary

The assessment performed on 31 May 2019 shows that 24 out of the total of 33 LEI issuers (72%) achieve required data quality. Five LEI issuers (15%) demonstrate excellent data quality. Overall performance improved, in particular, with regard to the quality criteria 'Provenance' and 'Consistency'. The Total Data Quality Score remains stable above 99%.

Data Quality Heat Map in Covered Countries

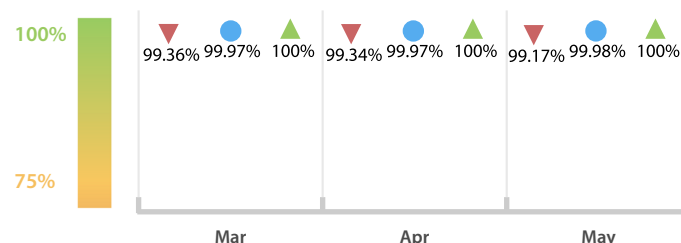


Top 5 Failing Checks

	# Failed Records	# LEI Issuers	LEI Issuer with highest failure ratio
C000291	11,648	23	Strate
C000282	2,758	20	Strate
C000243	1,851	25	Strate
C000146	285	5	KDD Slovenia
C000276	279	9	EQS

LEI Total Data Quality Score Trend

Progress achieved with regard to the continuous optimization of the data quality based on the LEI Total Data Quality Score.



● Total Data Quality Score ▲ Highest LEI Issuer Score ▼ Lowest LEI Issuer Score

Data Quality Criteria

	May	Apr	# Checks	# Failed Records
Accessibility	99.99 %	100.00 %	1	2 (< 0.01 %)
Accuracy	99.99 %	99.99 %	8	37 (< 0.01 %)
Completeness	99.95 %	99.95 %	3	1,893 (0.13 %)
Comprehensiveness	100.00 %	100.00 %	2	0 (0 %)
Consistency	99.96 %	99.95 %	21	11,824 (0.82 %)
Currency	99.99 %	99.99 %	1	79 (< 0.01 %)
Integrity	99.99 %	99.99 %	18	14 (< 0.01 %)
Provenance	99.89 %	99.85 %	2	3,035 (0.21 %)
Representation	100.00 %	100.00 %	2	0 (0 %)
Uniqueness	99.99 %	99.98 %	2	239 (0.01 %)
Validity	99.99 %	99.99 %	15	398 (0.02 %)

The Data Quality criteria is expected to contain 12 dimensions. Currently a subset of 11 criteria is implemented, to the detriment of the score, as they are averaged on all of them. This is expected to change, on a nonfixed timeline, to include all 12 dimensions.

Quality Maturity Level

Average maturity level: 0.99

May 24/33 (72 %)	May 5/33 (15 %)	May 5/33 (15 %)
Apr 23/33 (69 %) Mar 23/33 (69 %)	Apr 6/33 (18 %) Mar 4/33 (12 %)	Apr 4/33 (12 %) Mar 2/33 (6 %)
LEI issuers achieving maturity level 1	LEI issuers achieving maturity level 2	LEI issuers achieving maturity level 3
L1 Required quality	L2 Expected quality	L3 Excellent quality

Statistics

Totals	Values
Total LEI records	1,428,403 (+1.14 %)
New issued LEIs	15,996 (-6.36 %)
Renewed LEIs	47,523 (+17.74 %)
New lapsed LEIs *	13,252 (+0.41 %)
Countries	223 (+/- 0 %)
LEI Issuers	33 (+/- 0 %)

Level 2 Info	Values
LEIs with LEI parent relationships	105,432 (+1.83 %)
LEIs with complete parent information	1,235,212 (+1.33 %)

Duplicates	Values
Total LEIs marked as duplicate **	3,782 (+2.16 %)
Duplicate percentage of total LEI records	< 1 % (+1.00 %)
LEIs marked as duplicate this month	83 (+76.59 %)

Challenges	Values
Challenges this month	305 (+15.53 %)
Duplicates found this month	48 (+33.33 %)
Updates to entity information this month	105 (-6.25 %)

* Please see our Business Report www.gleif.org/business-reports for detailed information around lapsed LEIs.

** RegistrationStatus = DUPLICATE