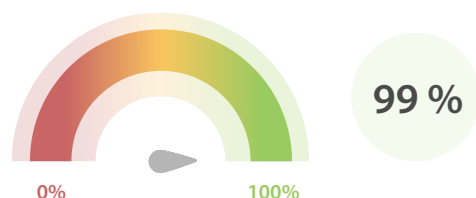


Global LEI Data Quality Report | May 2020

Data Quality Scores

LEI Total Data Quality Score

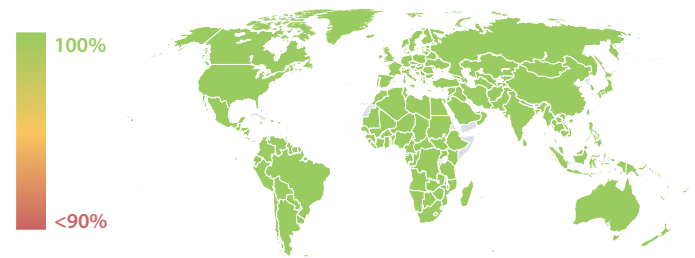
The LEI Total Data Quality Score is calculated as the equal weighted average of the 11 'Data Quality Criteria' listed below.



Summary

The assessment conducted on 31 May 2020 shows further data quality improvements. In this reporting period, for the first time since the introduction of the GLEIF Data Quality Program, all 35 LEI issuers achieved the required data quality level, lifting the average maturity level close to two (expected data quality).

Data Quality Heat Map in Covered Countries

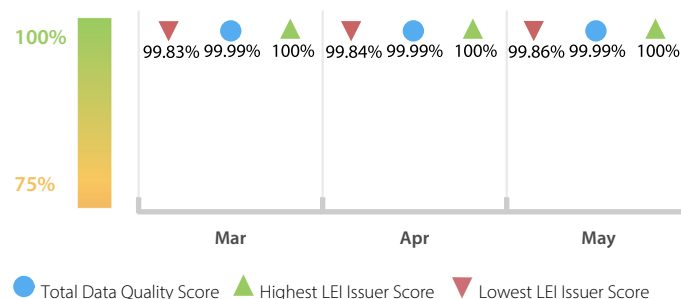


Top 5 Failing Checks

	# Failed Records	# LEI Issuers	LEI Issuer with highest failure ratio
C000291	7,325	20	Strate
C000243	2,131	23	Strate
C000276	220	6	EQS
C000249	105	1	Kamer van Koophandel ...
C000255	81	2	Business Entity Data BV

LEI Total Data Quality Score Trend

Progress achieved with regard to the continuous optimization of the data quality based on the LEI Total Data Quality Score.




Data Quality Criteria

	May	Apr	# Checks	# Failed Records
Accessibility	100.00 %	100.00 %	1	0 (0 %)
Accuracy	100.00 %	99.99 %	8	0 (0 %)
Completeness	99.95 %	99.95 %	3	2,160 (0.13 %)
Comprehensiveness	100.00 %	100.00 %	2	0 (0 %)
Consistency	99.97 %	99.97 %	21	7,447 (0.45 %)
Currency	99.99 %	99.99 %	1	77 (< 0.01 %)
Integrity	100.00 %	100.00 %	18	0 (0 %)
Provenance	99.98 %	99.98 %	1	220 (0.01 %)
Representation	100.00 %	100.00 %	2	0 (0 %)
Uniqueness	99.99 %	99.99 %	2	1 (< 0.01 %)
Validity	99.99 %	99.99 %	15	89 (< 0.01 %)

The Data Quality criteria is expected to contain 12 dimensions. Currently a subset of 11 criteria is implemented, to the detriment of the score, as they are averaged on all of them. This is expected to change, on a nonfixed timeline, to include all 12 dimensions.

Quality Maturity Level



Statistics

Totals	Values
Total LEI records	1,652,112 (+1.09 %)
New issued LEIs	17,383 (-15.84 %)
Renewed LEIs	53,676 (-0.88 %)
New lapsed LEIs *	14,746 (-11.36 %)
Countries	225 (+/-0 %)
LEI Issuers	35 (+2.94 %)
Level 2 Info	Values
LEIs with LEI parent relationships	124,558 (+0.60 %)
LEIs with complete parent information	1,444,800 (+1.25 %)
Duplicates	Values
Total LEIs marked as duplicate **	4,461 (+0.38 %)
Duplicate percentage of total LEI records	< 1 % (-0.70 %)
LEIs marked as duplicate this month	33 (-17.50 %)
Challenges	Values
Challenges this month	27 (-12.90 %)
Duplicates found this month	11 (-67.64 %)
Updates to entity information this month	99 (+12.50 %)

* Please see our Business Report www.gleif.org/business-reports for detailed information around lapsed LEIs.

** RegistrationStatus = DUPLICATE