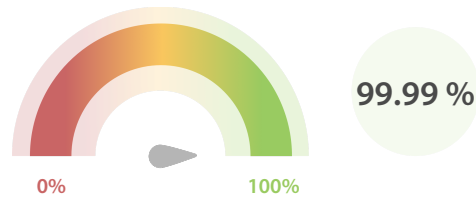


## Data Quality Scores

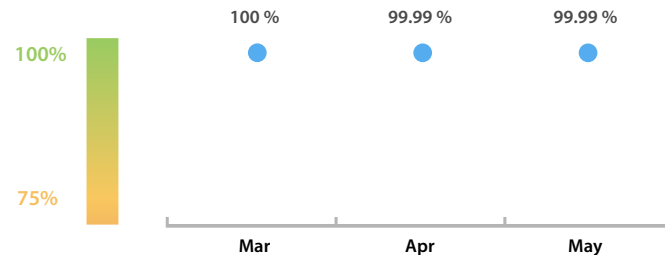
### LEI Issuer Total Data Quality Score

The LEI Issuer Total Data Quality Score is calculated as the equal weighted average of the 11 'Data Quality Criteria'.




### LEI Issuer Total Data Quality Score Trend

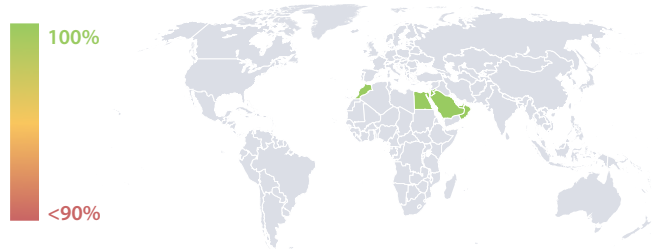
Progress achieved with regard to the continuous optimization of the data quality based on the LEI Issuer Total Data Quality Score.



### LEI Issuer Data Quality (●) against LEI Pool Average (■)



### Data Quality in Covered Countries



### Top 5 Failing Checks

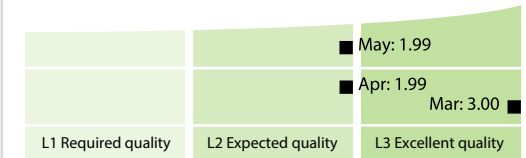
	# Failed Records	Check description
<a href="#">C000253</a>	7	For all applicable \$REPORTED_RELATIONSHIPS:
<a href="#">C000247</a>	7	For all applicable \$REPORTED_RELATIONSHIPS:
<a href="#">N/A</a>	N/A	N/A
<a href="#">N/A</a>	N/A	N/A
<a href="#">N/A</a>	N/A	N/A

### Data Quality Criteria

	May	Apr	# Checks	# Failed Records
Accessibility	N/A	N/A	N/A	N/A (N/A)
Accuracy	100.00 %	100.00 %	4	0 (0 %)
Completeness	100.00 %	100.00 %	5	0 (0 %)
Comprehensiveness	100.00 %	100.00 %	2	0 (0 %)
Consistency	99.90 %	99.99 %	18	7 (0.84 %)
Currency	100.00 %	100.00 %	1	0 (0 %)
Integrity	100.00 %	100.00 %	21	0 (0 %)
Provenance	100.00 %	100.00 %	1	0 (0 %)
Representation	100.00 %	100.00 %	2	0 (0 %)
Uniqueness	100.00 %	100.00 %	5	0 (0 %)
Validity	100.00 %	100.00 %	12	0 (0 %)

The Data Quality criteria is expected to contain 12 dimensions. Currently a subset of 11 criteria is implemented, to the detriment of the score, as they are averaged on all of them. This is expected to change, on a nonfixed timeline, to include all 12 dimensions.

## Quality Maturity Level



## Statistics

Totals	Values
Managed LEIs	832 (+0.97 %)
Active entities managed	831 (+0.84 %)
Inactive entities managed	1 (> 1000 %)
Covered countries	13 (+/- 0 %)
New lapsed LEIs *	2 (> 1000 %)

Level 2 Info	Values
LEIs with LEI parent relationships	118 (+0.85 %)
LEIs with complete parent information	729 (+0.82 %)

Duplicates	Values
Total LEIs marked as duplicate **	4 (+/- 0 %)
Duplicate percentage of managed LEIs	< 1 % (-0.96 %)

Challenges	Values
Challenges this month	2 (+100.00 %)
Duplicates found this month	0 (+/- 0 %)
Updates to entity information this month	2 (> 1000 %)

Files	Values
No. of days per month with CDF-compliant file uploads	31 / 31 (+/- 0 %)

\* Please see our Business Report [www.gleif.org/business-reports](http://www.gleif.org/business-reports) for detailed information around lapsed LEIs.

\*\* RegistrationStatus = DUPLICATE