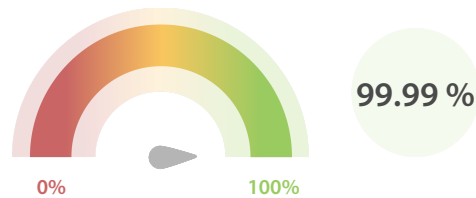


## Data Quality Scores

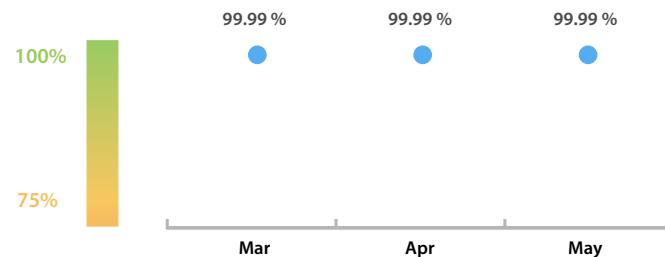
### LEI Issuer Total Data Quality Score

The LEI Issuer Total Data Quality Score is calculated as the equal weighted average of the 11 'Data Quality Criteria'.




### LEI Issuer Total Data Quality Score Trend

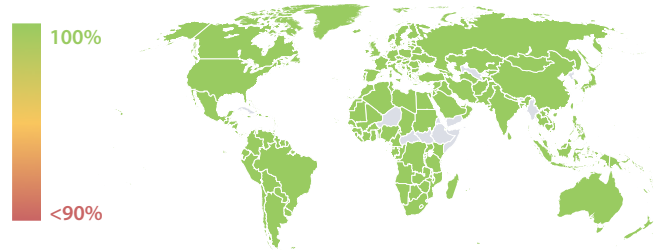
Progress achieved with regard to the continuous optimization of the data quality based on the LEI Issuer Total Data Quality Score.



### LEI Issuer Data Quality (●) against LEI Pool Average (■)



### Data Quality in Covered Countries



### Top 5 Failing Checks

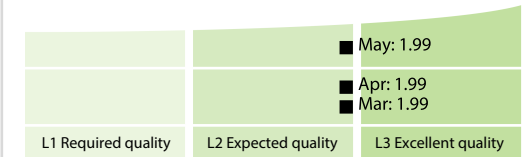
	# Failed Records	Check description
<a href="#">C000291</a>	576	LEI record with lei:LEI == rr:EndNode/rr:NodeID
<a href="#">C000304</a>	536	- lei:ValidationAuthorityID NOT ['RA888888', 'RA...]
<a href="#">C000243</a>	401	- Has no \$REPORTED_RELATIONSHIPS where rr:...
<a href="#">C000289</a>	188	- lei:HeadquartersAddress/lei:PostalCode NOT \$...
<a href="#">C000288</a>	100	- lei:LegalAddress/lei:PostalCode NOT \$SUBSTRI...

### Data Quality Criteria

	May	Apr	# Checks	# Failed Records
Accessibility	N/A	N/A	N/A	N/A (N/A)
Accuracy	100.00 %	100.00 %	4	0 (0 %)
Completeness	99.97 %	99.95 %	5	617 (0.12 %)
Comprehensiveness	100.00 %	100.00 %	2	0 (0 %)
Consistency	99.99 %	99.98 %	18	597 (0.12 %)
Currency	100.00 %	100.00 %	1	0 (0 %)
Integrity	100.00 %	100.00 %	21	0 (0 %)
Provenance	99.99 %	99.99 %	1	37 (< 0.01 %)
Representation	100.00 %	100.00 %	2	0 (0 %)
Uniqueness	100.00 %	100.00 %	5	0 (0 %)
Validity	99.98 %	99.98 %	12	592 (0.12 %)

The Data Quality criteria is expected to contain 12 dimensions. Currently a subset of 11 criteria is implemented, to the detriment of the score, as they are averaged on all of them. This is expected to change, on a nonfixed timeline, to include all 12 dimensions.

## Quality Maturity Level



## Statistics

Totals	Values
Managed LEIs	482,344 (+0.36 %)
Active entities managed	467,739 (+0.34 %)
Inactive entities managed	14,605 (+1.11 %)
Covered countries	214 (+0.46 %)
New lapsed LEIs *	3,117 (-3.52 %)

Level 2 Info	Values
LEIs with LEI parent relationships	46,332 (-0.23 %)
LEIs with complete parent information	366,732 (+0.43 %)

Duplicates	Values
Total LEIs marked as duplicate **	2,793 (+0.64 %)
Duplicate percentage of managed LEIs	< 1 % (+0.27 %)

Challenges	Values
Challenges this month	153 (+9.28 %)
Duplicates found this month	9 (-55.00 %)
Updates to entity information this month	140 (> 100 %)

Files	Values
No. of days per month with CDF-compliant file uploads	31 / 31 (+/- 0 %)

\* Please see our Business Report [www.gleif.org/business-reports](http://www.gleif.org/business-reports) for detailed information around lapsed LEIs.

\*\* RegistrationStatus = DUPLICATE