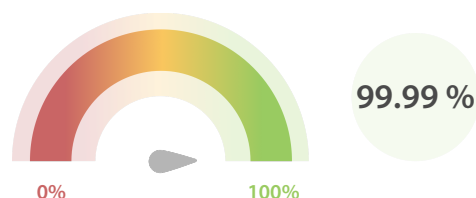


Global LEI Data Quality Report | May 2021

Data Quality Scores

LEI Total Data Quality Score

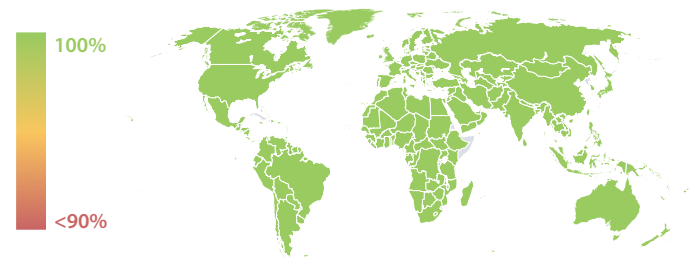
The LEI Total Data Quality Score is calculated as the equal weighted average of the 11 'Data Quality Criteria' listed below.



Summary

The assessment conducted on 31 May 2021 shows all Top 5 Failing Checks having fewer than 1,000 failing records for the first time since this metric is reported. The number of LEI Issuers achieving Maturity Level 1 is slightly increased while the numbers for Maturity Level 2 and 3 remain stable. GLEIF continues the transition to a new and enhanced set of Data Quality checks.

Data Quality Heat Map in Covered Countries

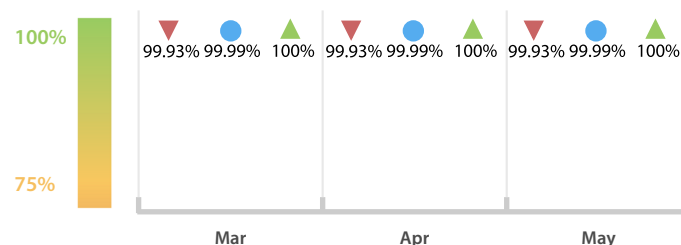


Top 5 Failing Checks

	# Failed Records	# LEI Issuers	LEI Issuer with highest failure ratio
C000291	843	14	Insee
C000304	739	2	WM Datenservice
C000243	583	16	Qatar Credit Bureau
C000289	239	5	EQS
C000257	184	3	JPX/TSE

LEI Total Data Quality Score Trend

Progress achieved with regard to the continuous optimization of the data quality based on the LEI Total Data Quality Score.



● Total Data Quality Score ▲ Highest LEI Issuer Score ▼ Lowest LEI Issuer Score

Data Quality Criteria

	May	Apr	# Checks	# Failed Records
Accessibility	N/A	N/A	N/A	N/A (N/A)
Accuracy	100.00 %	100.00 %	4	0 (0 %)
Completeness	99.98 %	99.97 %	5	854 (0.04 %)
Comprehensiveness	99.99 %	99.99 %	2	6 (< 0.01 %)
Consistency	99.99 %	99.99 %	18	1,015 (0.05 %)
Currency	100.00 %	99.99 %	1	0 (0 %)
Integrity	99.99 %	99.99 %	21	5 (< 0.01 %)
Provenance	99.99 %	99.99 %	1	59 (< 0.01 %)
Representation	100.00 %	100.00 %	2	0 (0 %)
Uniqueness	99.99 %	99.99 %	5	197 (0.01 %)
Validity	99.99 %	99.99 %	12	797 (0.04 %)

The Data Quality criteria is expected to contain 12 dimensions. Currently a subset of 11 criteria is implemented, to the detriment of the score, as they are averaged on all of them. This is expected to change, on a nonfixed timeline, to include all 12 dimensions.

Quality Maturity Level

Average maturity level: 0.99

May 35/39 (89 %)	May 15/39 (38 %)	May 15/39 (38 %)
Apr 33/39 (84 %) Mar 32/39 (82 %)	Apr 15/39 (38 %) Mar 19/39 (48 %)	Apr 15/39 (38 %) Mar 15/39 (38 %)
LEI issuers achieving maturity level 1	LEI issuers achieving maturity level 2	LEI issuers achieving maturity level 3
L1 Required quality	L2 Expected quality	L3 Excellent quality

Statistics

Totals	Values
Total LEI records	1,876,920 (+1.01 %)
New issued LEIs	18,596 (+0.68 %)
Renewed LEIs	59,332 (-4.02 %)
New lapsed LEIs *	12,700 (-7.04 %)
Countries	227 (+/- 0 %)
LEI Issuers	39 (+/- 0 %)

Level 2 Info	Values
LEIs with LEI parent relationships	134,575 (+0.40 %)
LEIs with complete parent information	1,657,862 (+1.09 %)

Duplicates	Values
Total LEIs marked as duplicate **	4,837 (+0.51 %)
Duplicate percentage of total LEI records	< 1 % (-0.48 %)
LEIs marked as duplicate this month	36 (-58.13 %)

Challenges	Values
Challenges this month	349 (-14.66 %)
Duplicates found this month	25 (+47.06 %)
Updates to entity information this month	229 (+19.89 %)

* Please see our Business Report www.gleif.org/business-reports for detailed information around lapsed LEIs.

** RegistrationStatus = DUPLICATE