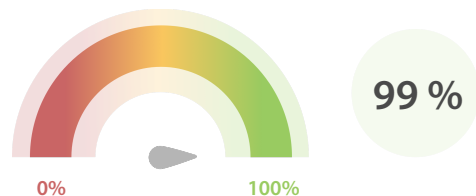


Global LEI Data Quality Report | November 2017

Data Quality Scores

LEI Total Data Quality Score

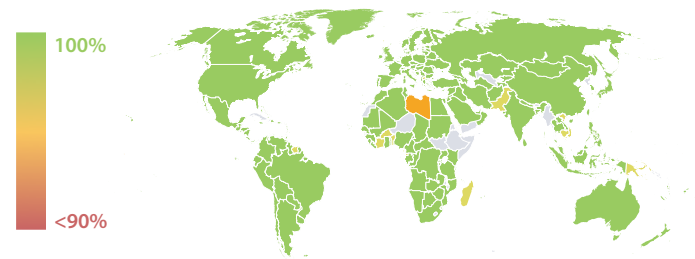
The LEI Total Data Quality Score is calculated as the equal weighted average of the 8 'Data Quality Criteria' listed below.



Summary

The assessment performed on 30 November 2017 shows that the Total Data Quality Score remained above 99% even though more than 100,000 LEIs were issued in that month and the assessment was performed based on new and stricter rules. The dedicated 5 December 2017 GLEIF blog post describes the new features introduced into the GLEIF data quality management program.

Data Quality Heat Map in Covered Countries

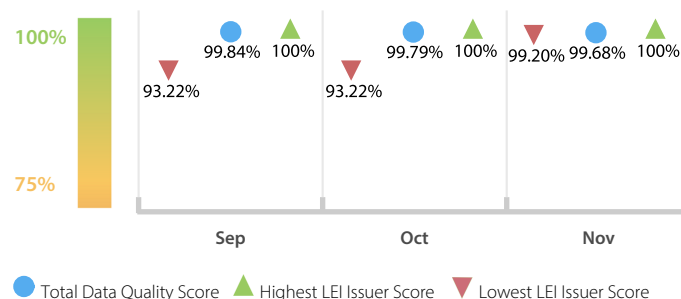


Top 5 Failing Checks

	# Failed Records	# LEI Issuers	LEI Issuer with highest amount in %
C000153	163,870	9	Legal Entity Identifier India Limited (L...
C000245	157,888	47	Strate (pty) Ltd
C000260	50,530	30	Saudi Credit Bureau
C000269	46,546	24	İstanbul Takas ve Saklama Bankası An...
C000249	41,480	13	Business Entity Data B.V.

LEI Total Data Quality Score Trend

Progress achieved with regard to the continuous optimization of the data quality based on the LEI Total Data Quality Score.



Data Quality Criteria

	Nov	Oct	# Checks	# Failed Records
Accuracy	99.99 %	100.00 %	7	174 (0.02 %)
Completeness	99.81 %	98.74 %	1	1,465 (0.18 %)
Comprehensiveness	99.99 %	99.99 %	2	3 (< 0.01 %)
Consistency	98.95 %	N/A	16	106,474 (13.24 %)
Currency	99.99 %	N/A	1	53 (< 0.01 %)
Integrity	99.25 %	99.92 %	15	86,981 (10.82 %)
Uniqueness	99.98 %	100.00 %	1	148 (0.01 %)
Validity	99.46 %	99.90 %	15	36,085 (4.48 %)

The Data Quality criteria is expected to contain 12 dimensions. Currently a subset of 8 criteria is implemented, to the detriment of the score, as they are averaged on all of them. This is expected to change, on a nonfixed timeline, to include all 12 dimensions.

Quality Maturity Level

Average maturity level: 0.99

Nov 1/30 (3 %)	Nov 1/30 (3 %)	Nov 1/30 (3 %)
Oct 19/30 (63 %) Sep 19/30 (63 %)	Oct 16/30 (53 %) Sep 18/30 (60 %)	Oct 13/30 (43 %) Sep 15/30 (50 %)
LEI issuers achieving maturity level 1	LEI issuers achieving maturity level 2	LEI issuers achieving maturity level 3
L1 Required quality	L2 Expected quality	L3 Excellent quality

Statistics

Totals	Values
Total LEI records	803,708 (+16.75 %)
New issued LEIs	113,983 (+14.71 %)
Renewed LEIs	27,678 (-5.94 %)
New lapsed LEIs *	6,776 (+0.75 %)
Countries	212 (+2.41 %)
LEI Issuers	30 (+/- 0 %)

Level 2 Info	Values
LEIs with LEI parent relationships	39,634 (N/A)
LEIs with complete parent information	367,783 (N/A)

Duplicates	Values
Total LEIs marked as duplicate **	2,250 (N/A)
Duplicate percentage of total LEI records	< 1 % (N/A)
LEIs marked as duplicate this month	109 (N/A)

Challenges	Values
Challenges this month	449 (+2.04 %)
Duplicates found this month	105 (> 100 %)
Updates to entity information this month	209 (N/A)

* Please see our Business Report www.gleif.org/business-reports for detailed information around lapsed LEIs.

** RegistrationStatus = DUPLICATE