

## Data Quality Scores

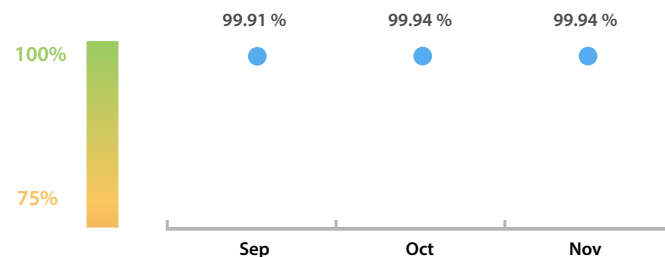
### LEI Issuer Total Data Quality Score

The LEI Issuer Total Data Quality Score is calculated as the equal weighted average of the 11 'Data Quality Criteria'.




### LEI Issuer Total Data Quality Score Trend

Progress achieved with regard to the continuous optimization of the data quality based on the LEI Issuer Total Data Quality Score.



### LEI Issuer Data Quality (●) against LEI Pool Average (■)



### Data Quality in Covered Countries



### Data Quality Criteria

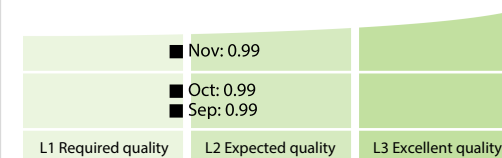
	Nov	Oct	# Checks	# Failed Records
Accessibility	100.00 %	100.00 %	1	0 (0 %)
Accuracy	100.00 %	100.00 %	8	0 (0 %)
Completeness	99.99 %	99.97 %	3	1 (0.01 %)
Comprehensiveness	100.00 %	100.00 %	2	0 (0 %)
Consistency	99.91 %	99.91 %	21	106 (1.79 %)
Currency	100.00 %	100.00 %	1	0 (0 %)
Integrity	100.00 %	100.00 %	18	0 (0 %)
Provenance	99.49 %	99.53 %	2	59 (1.00 %)
Representation	100.00 %	100.00 %	2	0 (0 %)
Uniqueness	99.97 %	99.96 %	2	3 (0.05 %)
Validity	100.00 %	99.99 %	15	0 (0 %)

The Data Quality criteria is expected to contain 12 dimensions. Currently a subset of 11 criteria is implemented, to the detriment of the score, as they are averaged on all of them. This is expected to change, on a nonfixed timeline, to include all 12 dimensions.

### Top 5 Failing Checks

	# Failed Records	Check description
<a href="#">C000275</a>	99	The country part of the RA code's legal jurisdic...
<a href="#">C000282</a>	54	The Legal Form in the name, matches the ELF C...
<a href="#">C000291</a>	6	If the ultimate parent is public: The ultimate par...
<a href="#">C000276</a>	6	RegistrationAuthorityEntityID is in an expected f...
<a href="#">C000180</a>	3	There is no repetition of the same LEI code with ...

## Quality Maturity Level



## Statistics

Totals	Values
Managed LEIs	5,889 (+3.31 %)
Active entities managed	5,888 (+3.31 %)
Inactive entities managed	1 (+/-0 %)
Covered countries	2 (+/-0 %)
New lapsed LEIs *	4 (+33.33 %)

Level 2 Info	Values
LEIs with LEI parent relationships	207 (+10.69 %)
LEIs with complete parent information	5,887 (+3.31 %)

Duplicates	Values
Total LEIs marked as duplicate **	17 (+/-0 %)
Duplicate percentage of managed LEIs	< 1 % (-3.20 %)

Challenges	Values
Challenges this month	2 (+/-0 %)
Duplicates found this month	0 (-100.00 %)
Updates to entity information this month	1 (> 1000 %)

Files	Values
No. of days per month with CDF-compliant file uploads	30 / 30 (+/-0 %)

\* Please see our Business Report [www.gleif.org/business-reports](http://www.gleif.org/business-reports) for detailed information around lapsed LEIs.

\*\* RegistrationStatus = DUPLICATE