

## Data Quality Scores

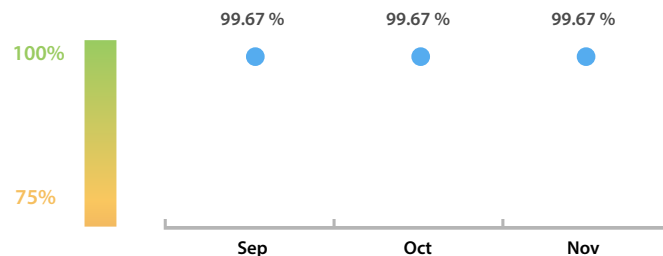
### LEI Issuer Total Data Quality Score

The LEI Issuer Total Data Quality Score is calculated as the equal weighted average of the 11 'Data Quality Criteria'.




### LEI Issuer Total Data Quality Score Trend

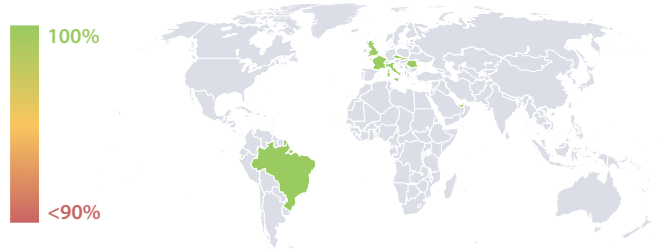
Progress achieved with regard to the continuous optimization of the data quality based on the LEI Issuer Total Data Quality Score.



### LEI Issuer Data Quality (●) against LEI Pool Average (■)



### Data Quality in Covered Countries



### Top 5 Failing Checks


	# Failed Records	Check description
<a href="#">C000276</a>	5,468	RegistrationAuthorityEntityID is in an expected f...
<a href="#">C000282</a>	1,297	The Legal Form in the name, matches the ELF C...
<a href="#">C000291</a>	74	If the ultimate parent is public: The ultimate par...
<a href="#">C000243</a>	53	This LEI must not have any parent RR record in R...
<a href="#">C000287</a>	1	There is only one branch in this country part of t...

### Data Quality Criteria

	Nov	Oct	# Checks	# Failed Records
Accessibility	100.00 %	100.00 %	1	0 (0 %)
Accuracy	100.00 %	100.00 %	8	0 (0 %)
Completeness	99.98 %	99.97 %	3	53 (0.05 %)
Comprehensiveness	100.00 %	100.00 %	2	0 (0 %)
Consistency	99.99 %	99.99 %	21	74 (0.07 %)
Currency	100.00 %	100.00 %	1	0 (0 %)
Integrity	100.00 %	100.00 %	18	0 (0 %)
Provenance	96.40 %	96.44 %	2	6,765 (7.19 %)
Representation	100.00 %	100.00 %	2	0 (0 %)
Uniqueness	99.99 %	99.99 %	2	1 (< 0.01 %)
Validity	100.00 %	100.00 %	15	0 (0 %)

The Data Quality criteria is expected to contain 12 dimensions. Currently a subset of 11 criteria is implemented, to the detriment of the score, as they are averaged on all of them. This is expected to change, on a nonfixed timeline, to include all 12 dimensions.

## Quality Maturity Level



## Statistics

### Totals

	Values
Managed LEIs	94,089 (+1.81 %)
Active entities managed	91,732 (+1.76 %)
Inactive entities managed	2,357 (+4.10 %)
Covered countries	12 (+/- 0 %)
New lapsed LEIs *	720 (+45.74 %)

### Level 2 Info

	Values
LEIs with LEI parent relationships	2,976 (+1.32 %)
LEIs with complete parent information	78,423 (+2.28 %)

### Duplicates

	Values
Total LEIs marked as duplicate **	41 (+5.12 %)
Duplicate percentage of managed LEIs	< 1 % (+3.24 %)

### Challenges

	Values
Challenges this month	4 (+33.33 %)
Duplicates found this month	2 (> 1000 %)
Updates to entity information this month	0 (+/- 0 %)

### Files

	Values
No. of days per month with CDF-compliant file uploads	30 / 30 (+/- 0 %)

\* Please see our Business Report [www.gleif.org/business-reports](http://www.gleif.org/business-reports) for detailed information around lapsed LEIs.

\*\* RegistrationStatus = DUPLICATE