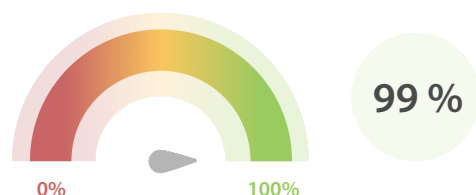


Global LEI Data Quality Report | November 2018

Data Quality Scores

LEI Total Data Quality Score

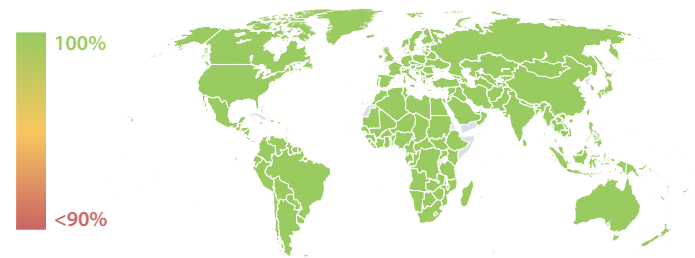
The LEI Total Data Quality Score is calculated as the equal weighted average of the 11 'Data Quality Criteria' listed below.



Summary

The assessment performed on 30 November 2018 shows that the Total Data Quality Score remains above 99%. We observed an above average number of challenges logged via GLEIF's challenge facility which allows any party to trigger verification of individual LEI records. Failures with regard to the quality criterion 'Validity' increased; remediation is in progress.

Data Quality Heat Map in Covered Countries

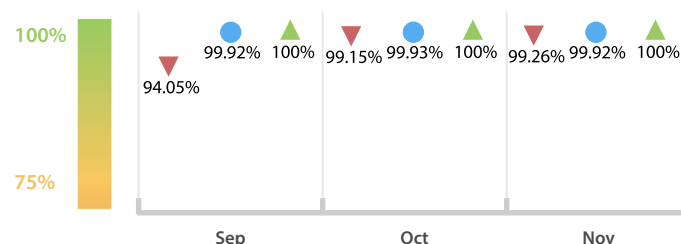


Top 5 Failing Checks

	# Failed Records	# LEI Issuers	LEI Issuer with highest amount in %
C000075	16,915	8	KDPW
C000291	10,140	26	Strate
C000276	8,797	13	InfoCamere
C000279	8,733	1	Business Entity Data BV
C000245	4,288	6	Strate

LEI Total Data Quality Score Trend

Progress achieved with regard to the continuous optimization of the data quality based on the LEI Total Data Quality Score.



● Total Data Quality Score ▲ Highest LEI Issuer Score ▼ Lowest LEI Issuer Score

Data Quality Criteria

	Nov	Oct	# Checks	# Failed Records
Accessibility	99.97 %	99.93 %	1	293 (0.02 %)
Accuracy	99.91 %	99.90 %	8	8,733 (0.66 %)
Completeness	99.97 %	99.97 %	3	940 (0.07 %)
Comprehensiveness	100.00 %	100.00 %	2	0 (0 %)
Consistency	99.94 %	99.94 %	21	14,260 (1.08 %)
Currency	99.99 %	99.99 %	1	68 (< 0.01 %)
Integrity	99.99 %	99.99 %	18	243 (0.01 %)
Provenance	99.51 %	99.51 %	2	12,726 (0.96 %)
Representation	99.99 %	100.00 %	2	2 (< 0.01 %)
Uniqueness	99.98 %	99.99 %	2	269 (0.02 %)
Validity	99.90 %	99.99 %	15	17,878 (1.35 %)

The Data Quality criteria is expected to contain 12 dimensions. Currently a subset of 11 criteria is implemented, to the detriment of the score, as they are averaged on all of them. This is expected to change, on a nonfixed timeline, to include all 12 dimensions.

Quality Maturity Level

Average maturity level: 0.99

Nov 16/32 (50 %)	Nov 2/32 (6 %)	Nov 2/32 (6 %)
Oct 19/32 (59 %)	Oct 2/32 (6 %)	Oct 2/32 (6 %)
Sep 16/32 (50 %)	Sep 2/32 (6 %)	Sep 2/32 (6 %)
LEI issuers achieving maturity level 1	LEI issuers achieving maturity level 2	LEI issuers achieving maturity level 3
L1 Required quality	L2 Expected quality	L3 Excellent quality

Statistics

Totals	Values
Total LEI records	1,319,120 (+1.40 %)
New issued LEIs	17,616 (-10.57 %)
Renewed LEIs	121,743 (+13.84 %)
New lapsed LEIs *	33,853 (+26.06 %)
Countries	223 (+/- 0 %)
LEI Issuers	32 (+/- 0 %)

Level 2 Info	Values
LEIs with LEI parent relationships	88,333 (+1.57 %)
LEIs with complete parent information	1,127,211 (+1.61 %)

Duplicates	Values
Total LEIs marked as duplicate **	3,150 (-5.12 %)
Duplicate percentage of total LEI records	< 1 % (-6.43 %)
LEIs marked as duplicate this month	83 (-22.42 %)

Challenges	Values
Challenges this month	308 (+73.03 %)
Duplicates found this month	73 (+23.72 %)
Updates to entity information this month	92 (+8.23 %)

* Please see our Business Report www.gleif.org/business-reports for detailed information around lapsed LEIs.

** RegistrationStatus = DUPLICATE