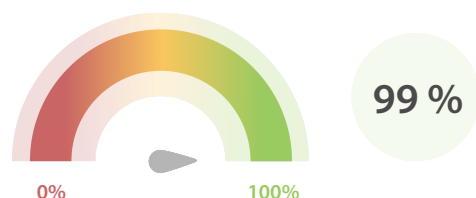


# Global LEI Data Quality Report | November 2020

## Data Quality Scores

### LEI Total Data Quality Score

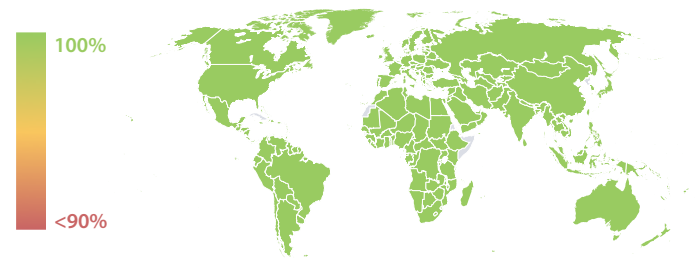
The LEI Total Data Quality Score is calculated as the equal weighted average of the 11 'Data Quality Criteria' listed below.



### Summary

The assessment conducted on 30 November 2020 shows that the number of LEI Issuers achieving required data quality remains stable at over 90%. Even though the number of LEI Issuers achieving expected and excellent data quality slightly declined, the number of check failures related to relationship information improved significantly by 50% since the beginning of the year.

### Data Quality Heat Map in Covered Countries

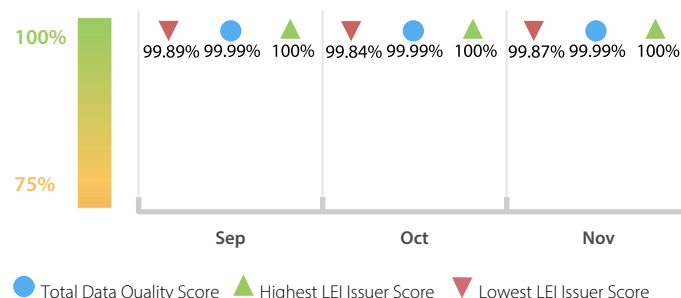


### Top 5 Failing Checks

	# Failed Records	# LEI Issuers	LEI Issuer with highest failure ratio
<a href="#">C000291</a>	3,970	21	NasdaqLEI
<a href="#">C000243</a>	1,532	23	Qatar Credit Bureau
<a href="#">C000146</a>	116	4	PRH
<a href="#">C000249</a>	85	1	Kamer van Koophandel ...
<a href="#">C000276</a>	39	7	EQS

### LEI Total Data Quality Score Trend

Progress achieved with regard to the continuous optimization of the data quality based on the LEI Total Data Quality Score.



### Data Quality Criteria

	Nov	Oct	# Checks	# Failed Records
Accessibility	100.00 %	100.00 %	1	0 (0 %)
Accuracy	100.00 %	100.00 %	8	0 (0 %)
Completeness	99.97 %	99.96 %	3	1,532 (0.08 %)
Comprehensiveness	100.00 %	100.00 %	2	0 (0 %)
Consistency	99.98 %	99.98 %	21	4,089 (0.23 %)
Currency	99.99 %	99.99 %	1	2 (< 0.01 %)
Integrity	99.99 %	100.00 %	18	1 (< 0.01 %)
Provenance	99.99 %	99.99 %	1	39 (< 0.01 %)
Representation	100.00 %	100.00 %	2	0 (0 %)
Uniqueness	99.99 %	99.99 %	2	3 (< 0.01 %)
Validity	99.99 %	99.99 %	15	118 (< 0.01 %)

The Data Quality criteria is expected to contain 12 dimensions. Currently a subset of 11 criteria is implemented, to the detriment of the score, as they are averaged on all of them. This is expected to change, on a nonfixed timeline, to include all 12 dimensions.

## Quality Maturity Level

Average maturity level: 0.99

Nov 34/37 (91 %)	Nov 13/37 (35 %)	Nov 8/37 (21 %)
Oct 35/37 (94 %) Sep 34/36 (94 %)	Oct 18/37 (48 %) Sep 18/36 (50 %)	Oct 11/37 (29 %) Sep 11/36 (30 %)
LEI issuers achieving maturity level 1	LEI issuers achieving maturity level 2	LEI issuers achieving maturity level 3
L1 Required quality	L2 Expected quality	L3 Excellent quality

## Statistics

Totals	Values
Total LEI records	1,756,978 (+1.26 %)
New issued LEIs	21,676 (+19.69 %)
Renewed LEIs	115,606 (+4.03 %)
New lapsed LEIs *	25,228 (+23.06 %)
Countries	226 (+/- 0 %)
LEI Issuers	37 (+/- 0 %)
Level 2 Info	Values
LEIs with LEI parent relationships	130,164 (+0.99 %)
LEIs with complete parent information	1,544,567 (+1.33 %)
Duplicates	Values
Total LEIs marked as duplicate **	4,621 (+0.67 %)
Duplicate percentage of total LEI records	< 1 % (-0.58 %)
LEIs marked as duplicate this month	31 (+19.23 %)
Challenges	Values
Challenges this month	279 (+10.71 %)
Duplicates found this month	21 (+16.66 %)
Updates to entity information this month	183 (+28.87 %)

\* Please see our Business Report [www.gleif.org/business-reports](http://www.gleif.org/business-reports) for detailed information around lapsed LEIs.

\*\* RegistrationStatus = DUPLICATE