

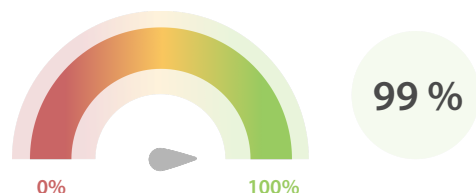
Global LEI Data Quality Report | October 2018



Data Quality Scores

LEI Total Data Quality Score

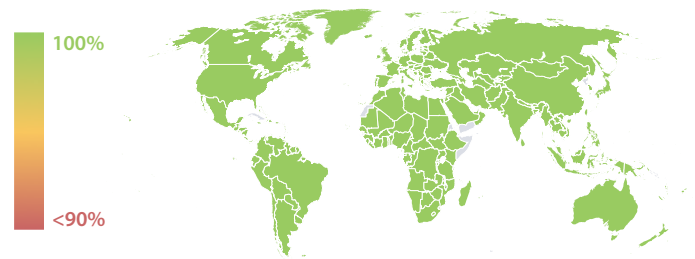
The LEI Total Data Quality Score is calculated as the equal weighted average of the 11 'Data Quality Criteria' listed below.



Summary

The assessment performed on 31 October 2018 shows that all LEI issuers successfully passed checks against the data quality criteria 'Representation' and 'Comprehensiveness'. Overall performance by the individual LEI issuers further improved. The lowest data quality score for an individual LEI issuer is now slightly above 99%.

Data Quality Heat Map in Covered Countries

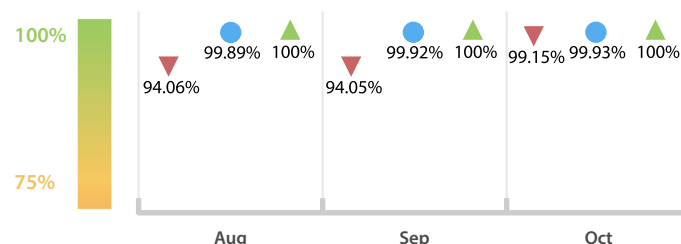


Top 5 Failing Checks

	# Failed Records	# LEI Issuers	LEI Issuer with highest amount in %
C000279	9,902	1	Business Entity Data BV
C000291	9,856	27	Strate
C000276	9,050	14	InfoCamere
C000245	5,495	9	Strate
C000282	3,551	20	Strate

LEI Total Data Quality Score Trend

Progress achieved with regard to the continuous optimization of the data quality based on the LEI Total Data Quality Score.



● Total Data Quality Score ▲ Highest LEI Issuer Score ▼ Lowest LEI Issuer Score

Data Quality Criteria

	Oct	Sep	# Checks	# Failed Records
Accessibility	99.93 %	99.89 %	1	833 (0.06 %)
Accuracy	99.90 %	99.88 %	8	9,902 (0.76 %)
Completeness	99.97 %	99.98 %	3	855 (0.06 %)
Comprehensiveness	100.00 %	100.00 %	2	0 (0 %)
Consistency	99.94 %	99.93 %	21	15,302 (1.17 %)
Currency	99.99 %	99.99 %	1	65 (< 0.01 %)
Integrity	99.99 %	99.98 %	18	291 (0.02 %)
Provenance	99.51 %	99.51 %	2	12,596 (0.96 %)
Representation	100.00 %	99.99 %	2	0 (0 %)
Uniqueness	99.99 %	99.99 %	2	135 (0.01 %)
Validity	99.99 %	99.99 %	15	543 (0.04 %)

The Data Quality criteria is expected to contain 12 dimensions. Currently a subset of 11 criteria is implemented, to the detriment of the score, as they are averaged on all of them. This is expected to change, on a nonfixed timeline, to include all 12 dimensions.

Quality Maturity Level

Average maturity level: 0.99

Oct 19/32 (59 %)	Oct 2/32 (6 %)	Oct 2/32 (6 %)
Sep 16/32 (50 %) Aug 5/32 (15 %)	Sep 2/32 (6 %) Aug 4/32 (12 %)	Sep 2/32 (6 %) Aug 2/32 (6 %)
LEI issuers achieving maturity level 1	LEI issuers achieving maturity level 2	LEI issuers achieving maturity level 3
L1 Required quality	L2 Expected quality	L3 Excellent quality

Statistics

Totals	Values
Total LEI records	1,300,832 (+1.59 %)
New issued LEIs	19,700 (+1.55 %)
Renewed LEIs	106,938 (+79.11 %)
New lapsed LEIs *	26,853 (> 100 %)
Countries	223 (+/- 0 %)
LEI Issuers	32 (+/- 0 %)

Level 2 Info	Values
LEIs with LEI parent relationships	86,965 (+2.43 %)
LEIs with complete parent information	1,109,258 (+1.90 %)

Duplicates	Values
Total LEIs marked as duplicate **	3,320 (+3.13 %)
Duplicate percentage of total LEI records	< 1 % (+1.52 %)
LEIs marked as duplicate this month	107 (+16.30 %)

Challenges	Values
Challenges this month	178 (-31.00 %)
Duplicates found this month	59 (+37.20 %)
Updates to entity information this month	85 (-15.00 %)

* Please see our Business Report www.gleif.org/business-reports for detailed information around lapsed LEIs.

** RegistrationStatus = DUPLICATE

DISCLAIMER: All figures of this Global LEI Data Quality Report are derived from these sources: 1) Global Legal Entity Identifier Foundation (GLEIF) Concatenated end-of-month files for all months mentioned in this report and 2) the Data Quality Reports for the reported month based on the LEI-Data-Quality-Check Specification v2.1.1. While every care has been taken in the compilation of this information, GLEIF will not be held responsible for any loss, damage or inconvenience caused as a result of inaccuracy or error within the Global LEI Data Quality Report. The text and graphic content of the Global LEI Data Quality Report may be used, printed and distributed ONLY with the copyright information displayed (© Copyright Global Legal Entity Identifier Foundation (GLEIF)).