

## Data Quality Scores

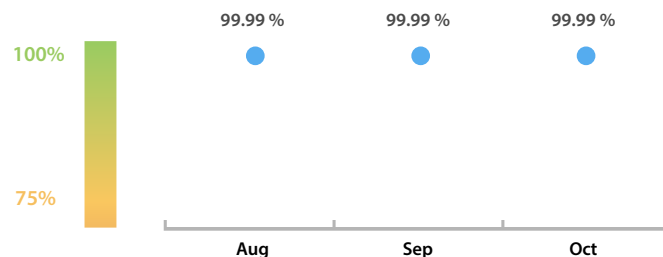
### LEI Issuer Total Data Quality Score

The LEI Issuer Total Data Quality Score is calculated as the equal weighted average of the 11 'Data Quality Criteria'.




### LEI Issuer Total Data Quality Score Trend

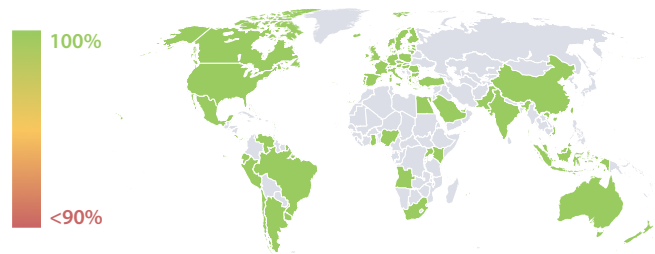
Progress achieved with regard to the continuous optimization of the data quality based on the LEI Issuer Total Data Quality Score.



### LEI Issuer Data Quality (●) against LEI Pool Average (■)



### Data Quality in Covered Countries



### Top 5 Failing Checks

	# Failed Records	Check description
<a href="#">C000291</a>	29	If the ultimate parent is public: The ultimate par...
<a href="#">C000245</a>	27	LEI has exactly one record for ultimate parent a...
<a href="#">C000238</a>	3	maximum one RegistrationStatus is ISSUED, ME...
<a href="#">N/A</a>	N/A	N/A
<a href="#">N/A</a>	N/A	N/A

### Data Quality Criteria

	Oct	Sep	# Checks	# Failed Records
Accessibility	100.00 %	100.00 %	1	0 (0 %)
Accuracy	100.00 %	100.00 %	8	0 (0 %)
Completeness	100.00 %	100.00 %	3	0 (0 %)
Comprehensiveness	100.00 %	100.00 %	2	0 (0 %)
Consistency	99.99 %	99.99 %	21	56 (0.17 %)
Currency	100.00 %	100.00 %	1	0 (0 %)
Integrity	100.00 %	100.00 %	18	0 (0 %)
Provenance	100.00 %	100.00 %	1	0 (0 %)
Representation	100.00 %	100.00 %	2	0 (0 %)
Uniqueness	100.00 %	99.99 %	2	0 (0 %)
Validity	99.99 %	100.00 %	15	3 (< 0.01 %)

The Data Quality criteria is expected to contain 12 dimensions. Currently a subset of 11 criteria is implemented, to the detriment of the score, as they are averaged on all of them. This is expected to change, on a nonfixed timeline, to include all 12 dimensions.

## Quality Maturity Level



## Statistics

Totals	Values
Managed LEIs	31,864 (+1.78 %)
Active entities managed	31,828 (+1.78 %)
Inactive entities managed	36 (+/- 0 %)
Covered countries	85 (+/- 0 %)
New lapsed LEIs *	618 (+29.83 %)

Level 2 Info	Values
LEIs with LEI parent relationships	398 (+1.27 %)
LEIs with complete parent information	31,778 (+1.69 %)

Duplicates	Values
Total LEIs marked as duplicate **	70 (+/- 0 %)
Duplicate percentage of managed LEIs	< 1 % (-1.75 %)

Challenges	Values
Challenges this month	4 (-33.33 %)
Duplicates found this month	5 (+/- 0 %)
Updates to entity information this month	1 (> 1000 %)

Files	Values
No. of days per month with CDF-compliant file uploads	31 / 31 (+/- 0 %)

\* Please see our Business Report [www.gleif.org/business-reports](http://www.gleif.org/business-reports) for detailed information around lapsed LEIs.

\*\* RegistrationStatus = DUPLICATE