

## Data Quality Scores

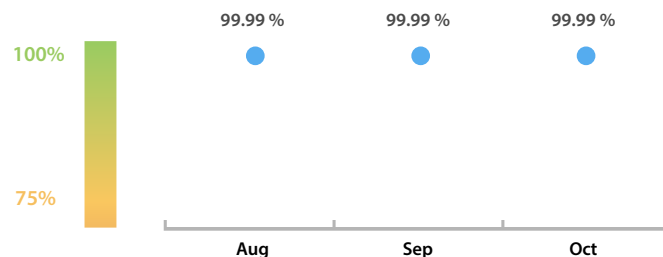
### LEI Issuer Total Data Quality Score

The LEI Issuer Total Data Quality Score is calculated as the equal weighted average of the 11 'Data Quality Criteria'.




### LEI Issuer Total Data Quality Score Trend

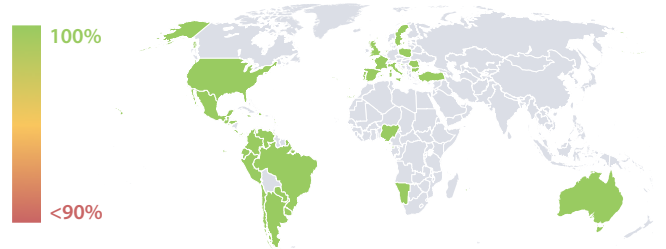
Progress achieved with regard to the continuous optimization of the data quality based on the LEI Issuer Total Data Quality Score.



### LEI Issuer Data Quality (●) against LEI Pool Average (■)



### Data Quality in Covered Countries



### Top 5 Failing Checks

	# Failed Records	Check description
<a href="#">C000291</a>	48	If the ultimate parent is public: The ultimate par...
<a href="#">C000243</a>	22	This LEI must not have any parent RR record in R...
<a href="#">C000255</a>	15	StartDate <= EndDate.
<a href="#">N/A</a>	N/A	N/A
<a href="#">N/A</a>	N/A	N/A

### Data Quality Criteria

	Oct	Sep	# Checks	# Failed Records
Accessibility	100.00 %	100.00 %	1	0 (0 %)
Accuracy	100.00 %	100.00 %	8	0 (0 %)
Completeness	99.99 %	99.99 %	3	22 (0.02 %)
Comprehensiveness	100.00 %	100.00 %	2	0 (0 %)
Consistency	99.99 %	99.99 %	21	48 (0.04 %)
Currency	100.00 %	100.00 %	1	0 (0 %)
Integrity	100.00 %	100.00 %	18	0 (0 %)
Provenance	100.00 %	100.00 %	1	0 (0 %)
Representation	100.00 %	100.00 %	2	0 (0 %)
Uniqueness	100.00 %	99.99 %	2	0 (0 %)
Validity	99.99 %	99.99 %	15	15 (0.01 %)

The Data Quality criteria is expected to contain 12 dimensions. Currently a subset of 11 criteria is implemented, to the detriment of the score, as they are averaged on all of them. This is expected to change, on a nonfixed timeline, to include all 12 dimensions.

## Quality Maturity Level



## Statistics

Totals	Values
Managed LEIs	97,884 (+0.93 %)
Active entities managed	97,625 (+0.93 %)
Inactive entities managed	259 (+1.17 %)
Covered countries	37 (+/-0 %)
New lapsed LEIs *	1,282 (+70.93 %)

Level 2 Info	Values
LEIs with LEI parent relationships	3,736 (+1.24 %)
LEIs with complete parent information	93,197 (+0.97 %)

Duplicates	Values
Total LEIs marked as duplicate **	139 (+/-0 %)
Duplicate percentage of managed LEIs	< 1 % (-0.92 %)

Challenges	Values
Challenges this month	7 (-30.00 %)
Duplicates found this month	1 (-83.33 %)
Updates to entity information this month	4 (-63.63 %)

Files	Values
No. of days per month with CDF-compliant file uploads	31 / 31 (+/-0 %)

\* Please see our Business Report [www.gleif.org/business-reports](http://www.gleif.org/business-reports) for detailed information around lapsed LEIs.

\*\* RegistrationStatus = DUPLICATE