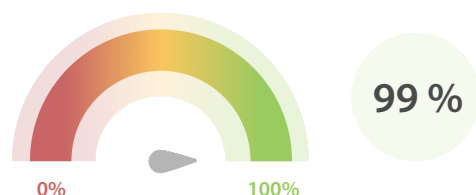


Global LEI Data Quality Report | October 2019

Data Quality Scores

LEI Total Data Quality Score

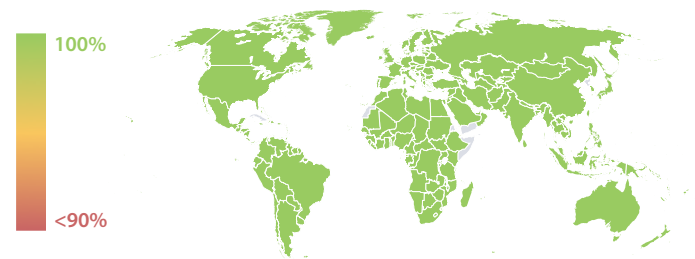
The LEI Total Data Quality Score is calculated as the equal weighted average of the 11 'Data Quality Criteria' listed below.



Summary

The assessment performed on 31 October 2019 shows that fewer LEI Issuers achieved maturity level 1 for their complete managed data. Nevertheless, 75% continue publishing at the required quality level. Compared to the same reporting period in 2018, the absolute number of data quality check failures reduced from 41K to less than 11K.

Data Quality Heat Map in Covered Countries

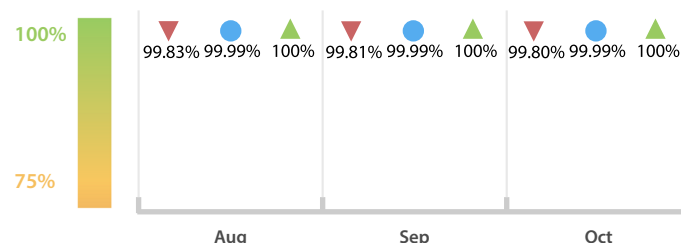


Top 5 Failing Checks

	# Failed Records	# LEI Issuers	LEI Issuer with highest failure ratio
C000291	6,877	23	Strate
C000243	1,910	24	Strate
C000097	465	1	Business Entity Data BV
C000146	392	4	PRH
C000276	221	5	EQS

LEI Total Data Quality Score Trend

Progress achieved with regard to the continuous optimization of the data quality based on the LEI Total Data Quality Score.



● Total Data Quality Score ▲ Highest LEI Issuer Score ▼ Lowest LEI Issuer Score

Data Quality Criteria

	Oct	Sep	# Checks	# Failed Records
Accessibility	100.00 %	100.00 %	1	0 (0 %)
Accuracy	99.99 %	100.00 %	8	1 (< 0.01 %)
Completeness	99.95 %	99.96 %	3	1,954 (0.12 %)
Comprehensiveness	100.00 %	100.00 %	2	0 (0 %)
Consistency	99.97 %	99.97 %	21	7,104 (0.47 %)
Currency	99.99 %	99.99 %	1	69 (< 0.01 %)
Integrity	99.99 %	99.99 %	18	5 (< 0.01 %)
Provenance	99.98 %	99.98 %	1	221 (0.01 %)
Representation	100.00 %	100.00 %	2	0 (0 %)
Uniqueness	99.99 %	99.99 %	2	4 (< 0.01 %)
Validity	99.99 %	99.99 %	15	947 (0.06 %)

The Data Quality criteria is expected to contain 12 dimensions. Currently a subset of 11 criteria is implemented, to the detriment of the score, as they are averaged on all of them. This is expected to change, on a nonfixed timeline, to include all 12 dimensions.

Quality Maturity Level

Average maturity level: 0.99

Oct 25/33 (75 %)	Oct 5/33 (15 %)	Oct 4/33 (12 %)
Sep 30/33 (90 %) Aug 27/33 (81 %)	Sep 8/33 (24 %) Aug 7/33 (21 %)	Sep 5/33 (15 %) Aug 6/33 (18 %)
LEI issuers achieving maturity level 1	LEI issuers achieving maturity level 2	LEI issuers achieving maturity level 3
L1 Required quality	L2 Expected quality	L3 Excellent quality

Statistics

Totals	Values
Total LEI records	1,504,480 (+1.21 %)
New issued LEIs	17,678 (+31.86 %)
Renewed LEIs	110,910 (+69.78 %)
New lapsed LEIs *	22,700 (+23.05 %)
Countries	225 (+/- 0 %)
LEI Issuers	33 (+/- 0 %)

Level 2 Info	Values
LEIs with LEI parent relationships	117,124 (+2.46 %)
LEIs with complete parent information	1,306,391 (+1.30 %)

Duplicates	Values
Total LEIs marked as duplicate **	4,174 (+1.23 %)
Duplicate percentage of total LEI records	< 1 % (+0.02 %)
LEIs marked as duplicate this month	56 (-25.33 %)

Challenges	Values
Challenges this month	163 (-24.53 %)
Duplicates found this month	15 (-73.68 %)
Updates to entity information this month	73 (-36.52 %)

* Please see our Business Report www.gleif.org/business-reports for detailed information around lapsed LEIs.

** RegistrationStatus = DUPLICATE