

## Data Quality Scores

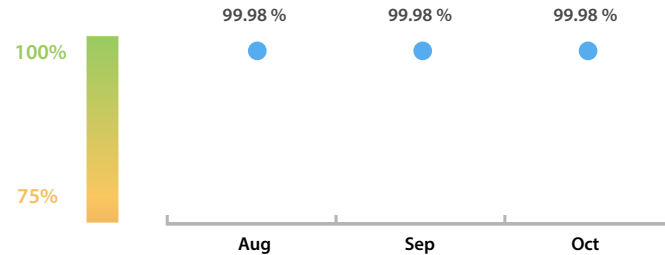
### LEI Issuer Total Data Quality Score

The LEI Issuer Total Data Quality Score is calculated as the equal weighted average of the 11 'Data Quality Criteria'.




### LEI Issuer Total Data Quality Score Trend

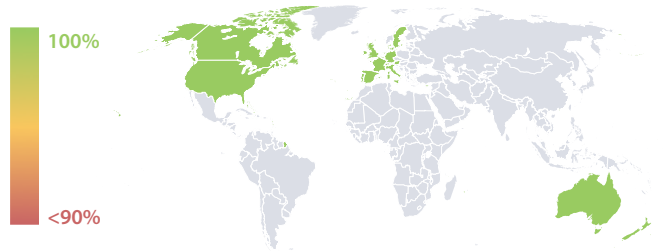
Progress achieved with regard to the continuous optimization of the data quality based on the LEI Issuer Total Data Quality Score.



### LEI Issuer Data Quality (●) against LEI Pool Average (■)



### Data Quality in Covered Countries



### Top 5 Failing Checks


	# Failed Records	Check description
<a href="#">C000291</a>	173	If the ultimate parent is public: Th...
<a href="#">C000243</a>	6	This LEI must not have any parent ...
<a href="#">C000276</a>	1	RegistrationAuthorityEntity...
<a href="#">C000262</a>	1	Relationships' NextRenewalDat...
<a href="#">N/A</a>	N/A	N/A

### Data Quality Criteria

	Oct	Sep	# Checks	# Failed Records
Accessibility	100.00 %	100.00 %	1	0 (0 %)
Accuracy	100.00 %	100.00 %	8	0 (0 %)
Completeness	99.97 %	99.97 %	3	6 (0.06 %)
Comprehensiveness	100.00 %	100.00 %	2	0 (0 %)
Consistency	99.90 %	99.90 %	21	174 (1.93 %)
Currency	100.00 %	100.00 %	1	0 (0 %)
Integrity	100.00 %	100.00 %	18	0 (0 %)
Provenance	99.98 %	99.98 %	1	1 (0.01 %)
Representation	100.00 %	100.00 %	2	0 (0 %)
Uniqueness	100.00 %	100.00 %	2	0 (0 %)
Validity	100.00 %	100.00 %	15	0 (0 %)

The Data Quality criteria is expected to contain 12 dimensions. Currently a subset of 11 criteria is implemented, to the detriment of the score, as they are averaged on all of them. This is expected to change, on a nonfixed timeline, to include all 12 dimensions.

## Quality Maturity Level



## Statistics

Totals	Values
Managed LEIs	9,012 (+0.91 %)
Active entities managed	8,596 (+0.79 %)
Inactive entities managed	416 (+3.48 %)
Covered countries	32 (+/- 0 %)
New lapsed LEIs *	74 (+48.00 %)

Level 2 Info	Values
LEIs with LEI parent relationships	529 (+/- 0 %)
LEIs with complete parent information	8,366 (+1.08 %)

Duplicates	Values
Total LEIs marked as duplicate **	26 (+/- 0 %)
Duplicate percentage of managed LEIs	< 1 % (-0.90 %)

Challenges	Values
Challenges this month	1 (+/- 0 %)
Duplicates found this month	0 (+/- 0 %)
Updates to entity information this month	1 (+/- 0 %)

Files	Values
No. of days per month with CDF-compliant file uploads	31 / 31 (+/- 0 %)

\* Please see our Business Report [www.gleif.org/business-reports](http://www.gleif.org/business-reports) for detailed information around lapsed LEIs.

\*\* RegistrationStatus = DUPLICATE