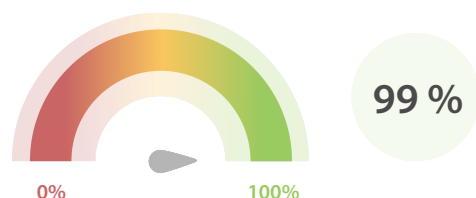


Global LEI Data Quality Report | October 2020

Data Quality Scores

LEI Total Data Quality Score

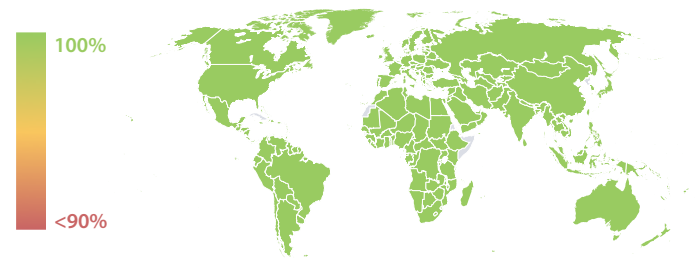
The LEI Total Data Quality Score is calculated as the equal weighted average of the 11 'Data Quality Criteria' listed below.



Summary

The assessment conducted on 31 October 2020 shows a continued trend with a constant number of 18 LEI Issuers achieving expected data quality and more than a quarter of the LEI Issuers achieving excellent data quality. Over the last eight reporting periods, the number of LEI Issuers achieving the required data quality remains stable over 90%.

Data Quality Heat Map in Covered Countries

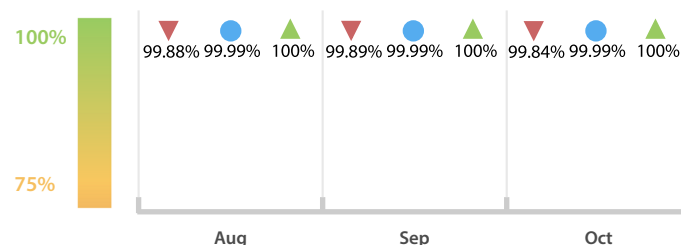


Top 5 Failing Checks

	# Failed Records	# LEI Issuers	LEI Issuer with highest failure ratio
C000291	6,285	19	Strate
C000243	2,049	18	Qatar Credit Bureau
C000249	89	1	Kamer van Koophandel ...
C000271	66	1	Business Entity Data BV
C000276	39	7	EQS

LEI Total Data Quality Score Trend

Progress achieved with regard to the continuous optimization of the data quality based on the LEI Total Data Quality Score.



● Total Data Quality Score ▲ Highest LEI Issuer Score ▼ Lowest LEI Issuer Score

Data Quality Criteria

	Oct	Sep	# Checks	# Failed Records
Accessibility	100.00 %	100.00 %	1	0 (0 %)
Accuracy	100.00 %	100.00 %	8	0 (0 %)
Completeness	99.96 %	99.95 %	3	2,055 (0.11 %)
Comprehensiveness	100.00 %	100.00 %	2	0 (0 %)
Consistency	99.98 %	99.98 %	21	6,429 (0.37 %)
Currency	99.99 %	99.99 %	1	66 (< 0.01 %)
Integrity	100.00 %	99.99 %	18	0 (0 %)
Provenance	99.99 %	99.99 %	1	39 (< 0.01 %)
Representation	100.00 %	100.00 %	2	0 (0 %)
Uniqueness	99.99 %	99.99 %	2	5 (< 0.01 %)
Validity	99.99 %	100.00 %	15	8 (< 0.01 %)

The Data Quality criteria is expected to contain 12 dimensions. Currently a subset of 11 criteria is implemented, to the detriment of the score, as they are averaged on all of them. This is expected to change, on a nonfixed timeline, to include all 12 dimensions.

Quality Maturity Level

Average maturity level: 0.99

Oct 35/37 (94 %)	Oct 18/37 (48 %)	Oct 11/37 (29 %)
Sep 34/36 (94 %) Aug 33/36 (91 %)	Sep 18/36 (50 %) Aug 14/36 (38 %)	Sep 11/36 (30 %) Aug 10/36 (27 %)
LEI issuers achieving maturity level 1	LEI issuers achieving maturity level 2	LEI issuers achieving maturity level 3
L1 Required quality	L2 Expected quality	L3 Excellent quality

Statistics

Totals	Values
Total LEI records	1,735,040 (+1.06 %)
New issued LEIs	18,109 (+7.58 %)
Renewed LEIs	111,119 (+35.54 %)
New lapsed LEIs *	20,499 (+50.75 %)
Countries	226 (+0.44 %)
LEI Issuers	37 (+2.77 %)

Level 2 Info	Values
LEIs with LEI parent relationships	128,878 (+0.44 %)
LEIs with complete parent information	1,524,235 (+1.16 %)

Duplicates	Values
Total LEIs marked as duplicate **	4,590 (+0.56 %)
Duplicate percentage of total LEI records	< 1 % (-0.49 %)
LEIs marked as duplicate this month	26 (+/- 0 %)

Challenges	Values
Challenges this month	252 (+2.43 %)
Duplicates found this month	18 (-21.73 %)
Updates to entity information this month	142 (+25.66 %)

* Please see our Business Report www.gleif.org/business-reports for detailed information around lapsed LEIs.

** RegistrationStatus = DUPLICATE