

# Global LEI Data Quality Report | October 2021



## Summary

### Key Metrics

99.86

Average Total Data Quality Score (TDQS)

49%

LEI Issuers Achieving Maturity Level 2

7 days

Average Days to Close a Challenge

▲+0.09

compared to the previous month

▲+4%

compared to the previous month

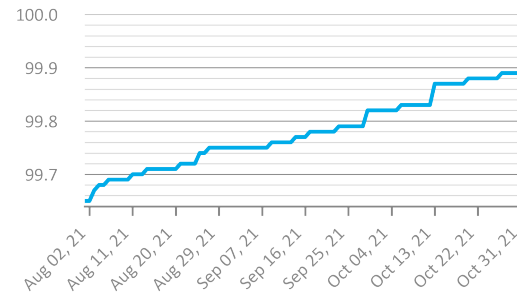
▼+4 days

compared to the previous month

### Highlights

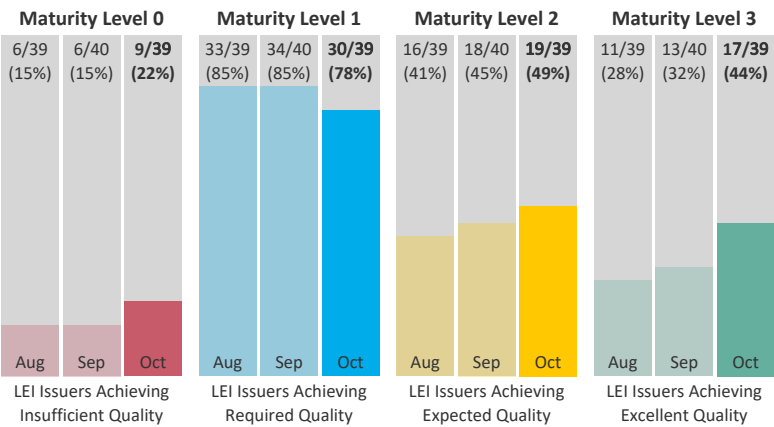
The assessment of October 2021 shows a continued increase in the Total Data Quality Score as more LEI Issuers achieve Expected and Excellent Data Quality. This is also reflected in the Top 5 Failing Checks where for four of the checks the number of failures have been reduced by more than 50% compared to the previous month. The average number of days to close a challenge has almost doubled since September but remains well under the target of ten days.

### Total Data Quality Score Trend



## Details

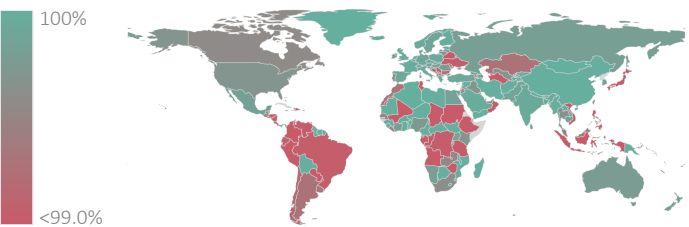
### Maturity Level Performance



### Top 5 Failing Checks

| Check ID                | Avg. Number of Check Failures | No. of LEI Issuers | LEI Issuers with Highest Failure Ratio |
|-------------------------|-------------------------------|--------------------|--|
| <a href="#">C000309</a> | 7,347 (-21.30%)               | 16                 | KDD Slovenia                           |
| <a href="#">C000343</a> | 3,127 (-57.88%)               | 5                  | JPX TSE                                |
| <a href="#">C000339</a> | 3,127 (-56.44%)               | 3                  | JPX TSE                                |
| <a href="#">C000340</a> | 3,121 (-56.59%)               | 2                  | JPX TSE                                |
| <a href="#">C000302</a> | 1,357 (-84.87%)               | 6                  | JPX TSE                                |

### Data Quality World Map



### Data Quality Criteria

| Quality Criterion (No. of Checks) | Data Quality Score (DQS) Trend (Aug - Oct) | Avg. DQS | Avg. Number of Check Failures |
|-----------------------------------|--|----------|-------------------------------|
| Accessibility (5)                 |  | 99.98    | 1,027 (0.01%)                 |
| Accuracy (8)                      |  | 99.74    | 7,629 (0.05%)                 |
| Completeness (6)                  |  | 99.99    | 335 (<0.01%)                  |
| Comprehensiveness (6)             |  | 98.70    | 9,382 (0.08%)                 |
| Consistency (17)                  |  | 99.99    | 200 (<0.01%)                  |
| Currency (1)                      |  | 99.99    | <1 (<0.01%)                   |
| Integrity (21)                    |  | 99.99    | 3 (<0.01%)                    |
| Provenance (3)                    |  | 99.92    | 1,853 (0.03%)                 |
| Representation (6)                |  | 99.90    | 213 (<0.01%)                  |
| Uniqueness (5)                    |  | 99.88    | 6 (<0.01%)                    |
| Validity (14)                     |  | 99.98    | 1,394 (<0.01%)                |

## Statistics

| Totals                  | Values             |
|-------------------------|--------------------|
| Total LEI Records       | 1,984,081 (+1.33%) |
| Active Entities Managed | 1,902,225 (+1.32%) |
| New Issued LEIs         | 26,109 (+19.18%)   |
| Renewed LEIs            | 116,107 (+23.99%)  |
| Lapsed LEIs             | 654,460 (+2.00%)   |
| Countries               | 226 (-0.44%)       |
| LEI Issuers             | 39 (-2.50%)        |

| Relationship Information              | Values             |
|---------------------------------------|--------------------|
| LEIs with Relationships               | 122,761 (+0.15%)   |
| LEIs with Complete Parent Information | 1,790,120 (+1.44%) |

| Marked Duplicates        | Values         |
|--------------------------|----------------|
| Total LEIs               | 5,036 (+0.66%) |
| Total LEIs in Percentage | <1% (-0.67%)   |
| New Marked LEIs          | 33 (+94.12%)   |

| Challenges                     | Values        |
|--------------------------------|---------------|
| New Challenges                 | 377 (+8.96%)  |
| Closed Challenges              | 407 (+21.49%) |
| Closed Challenges with Update  | 177 (-7.81%)  |
| Avg. Days to Close a Challenge | 7 (+133.33%)  |

DISCLAIMER: All figures of this Global LEI Data Quality Report are derived from the following sources: 1) concatenated source files provided by the LEI Issuers 2) daily Data Quality Reports and 3) challenges managed via GLEIF's Challenge Facility. The information mentioned in 1) to 3) relate to the reporting period in scope. The Data Quality Rule Setting used for the generation of this report includes all Data Quality Checks corresponding version(s) that have been effective throughout the reporting period. While every care has been taken in the compilation of this information, GLEIF will not be held responsible for any loss, damage, or inconvenience caused by inaccuracy or error within the Global LEI Data Quality Report. The text and graphic content of the Global LEI Data Quality Report may be used, printed, and distributed ONLY with the copyright information displayed (© Copyright Global Legal Entity Identifier Foundation (GLEIF)).