

## Data Quality Scores

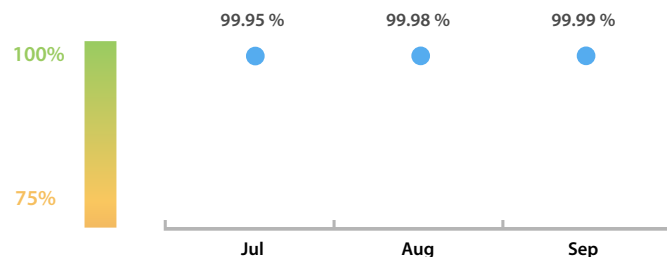
### LEI Issuer Total Data Quality Score

The LEI Issuer Total Data Quality Score is calculated as the equal weighted average of the 11 'Data Quality Criteria'.




### LEI Issuer Total Data Quality Score Trend

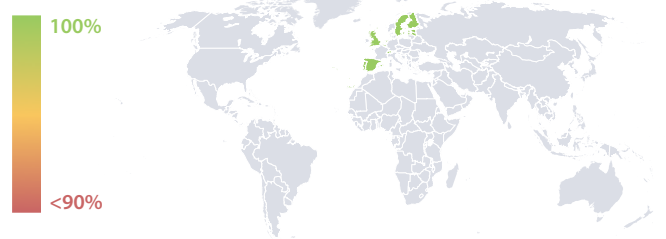
Progress achieved with regard to the continuous optimization of the data quality based on the LEI Issuer Total Data Quality Score.



### LEI Issuer Data Quality (●) against LEI Pool Average (■)



### Data Quality in Covered Countries



### Top 5 Failing Checks

|                         | # Failed Records | Check description                                     |
|-------------------------|------------------|---|
| <a href="#">C000245</a> | 227              | LEI has exactly one record for ultimate parent a...   |
| <a href="#">C000291</a> | 37               | If the ultimate parent is public: The ultimate par... |
| <a href="#">C000243</a> | 21               | This LEI must not have any parent RR record in R...   |
| <a href="#">C000253</a> | 2                | The parent entity's corresponding relationship's ...  |
| <a href="#">C000146</a> | 2                | NextRenewalDate >= ContentDate and NextRen...         |

### Data Quality Criteria

|                   | Sep      | Aug      | # Checks | # Failed Records |
|-------------------|----------|----------|----------|------------------|
| Accessibility     | 100.00 % | 100.00 % | 1        | 0 (0 %)          |
| Accuracy          | 100.00 % | 100.00 % | 8        | 0 (0 %)          |
| Completeness      | 99.96 %  | 99.97 %  | 3        | 21 (0.09 %)      |
| Comprehensiveness | 100.00 % | 100.00 % | 2        | 0 (0 %)          |
| Consistency       | 99.94 %  | 99.90 %  | 21       | 264 (1.17 %)     |
| Currency          | 100.00 % | 100.00 % | 1        | 0 (0 %)          |
| Integrity         | 100.00 % | 100.00 % | 18       | 0 (0 %)          |
| Provenance        | 100.00 % | 100.00 % | 2        | 0 (0 %)          |
| Representation    | 100.00 % | 100.00 % | 2        | 0 (0 %)          |
| Uniqueness        | 100.00 % | 100.00 % | 2        | 0 (0 %)          |
| Validity          | 99.99 %  | 99.99 %  | 15       | 2 (< 0.01 %)     |

The Data Quality criteria is expected to contain 12 dimensions. Currently a subset of 11 criteria is implemented, to the detriment of the score, as they are averaged on all of them. This is expected to change, on a nonfixed timeline, to include all 12 dimensions.

## Quality Maturity Level



## Statistics

### Totals

| Totals                    | Values           |
|---------------------------|------------------|
| Managed LEIs              | 22,542 (+1.44 %) |
| Active entities managed   | 22,272 (+1.30 %) |
| Inactive entities managed | 270 (+14.89 %)   |
| Covered countries         | 11 (+/- 0 %)     |
| New lapsed LEIs *         | 156 (> 100 %)    |

### Level 2 Info

| Level 2 Info                          | Values           |
|---------------------------------------|------------------|
| LEIs with LEI parent relationships    | 955 (+2.79 %)    |
| LEIs with complete parent information | 21,668 (+1.54 %) |

### Duplicates

| Duplicates                           | Values          |
|--------------------------------------|-----------------|
| Total LEIs marked as duplicate **    | 2 (+/- 0 %)     |
| Duplicate percentage of managed LEIs | < 1 % (-1.42 %) |

### Challenges

| Challenges                               | Values        |
|--|---------------|
| Challenges this month                    | 0 (-100.00 %) |
| Duplicates found this month              | 0 (+/- 0 %)   |
| Updates to entity information this month | 0 (+/- 0 %)   |

### Files

| Files   | Values            |
|---|-------------------|
| No. of days per month with CDF-compliant file uploads | 30 / 30 (+/- 0 %) |

\* Please see our Business Report [www.gleif.org/business-reports](http://www.gleif.org/business-reports) for detailed information around lapsed LEIs.

\*\* RegistrationStatus = DUPLICATE