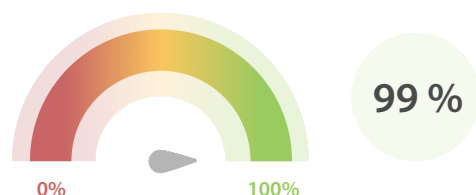


Global LEI Data Quality Report | September 2018

Data Quality Scores

LEI Total Data Quality Score

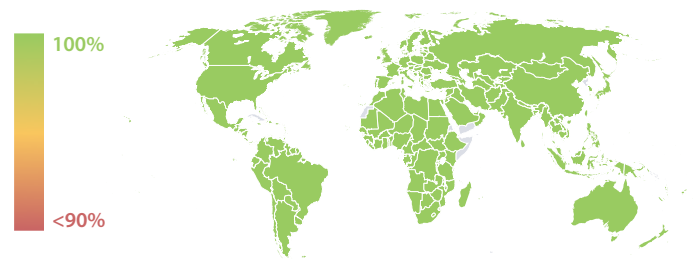
The LEI Total Data Quality Score is calculated as the equal weighted average of the 11 'Data Quality Criteria' listed below.



Summary

The assessment performed on 30 September 2018 shows that the Total Data Quality Score remains stable above 99%. This is the second reporting period during which the more stringent data quality rule setting 2.1 applies. The majority of the failures are associated with recently introduced data quality checks and the highest improvement is observed in the data quality criteria Accessibility.

Data Quality Heat Map in Covered Countries

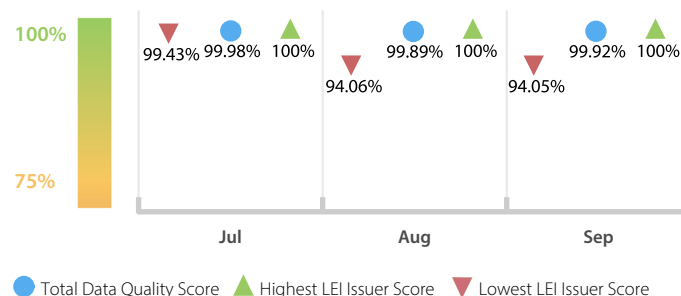


Top 5 Failing Checks

	# Failed Records	# LEI Issuers	LEI Issuer with highest amount in %
C000279	11,321	1	Business Entity Data BV
C000276	9,162	15	InfoCamere
C000291	9,120	26	Strate
C000245	6,284	10	Strate
C000282	3,153	20	Strate

LEI Total Data Quality Score Trend

Progress achieved with regard to the continuous optimization of the data quality based on the LEI Total Data Quality Score.



Data Quality Criteria

	Sep	Aug	# Checks	# Failed Records
Accessibility	99.89 %	99.60 %	1	1,393 (0.10 %)
Accuracy	99.88 %	99.88 %	8	11,321 (0.88 %)
Completeness	99.98 %	99.97 %	3	722 (0.05 %)
Comprehensiveness	100.00 %	100.00 %	2	0 (0 %)
Consistency	99.93 %	99.92 %	21	15,924 (1.24 %)
Currency	99.99 %	99.99 %	1	63 (< 0.01 %)
Integrity	99.98 %	99.98 %	18	2,473 (0.19 %)
Provenance	99.51 %	99.51 %	2	12,310 (0.96 %)
Representation	99.99 %	99.99 %	2	3 (< 0.01 %)
Uniqueness	99.99 %	99.98 %	2	96 (< 0.01 %)
Validity	99.99 %	99.99 %	15	577 (0.04 %)

The Data Quality criteria is expected to contain 12 dimensions. Currently a subset of 11 criteria is implemented, to the detriment of the score, as they are averaged on all of them. This is expected to change, on a nonfixed timeline, to include all 12 dimensions.

Quality Maturity Level

Average maturity level: 0.99

Sep 16/32 (50 %)	Sep 2/32 (6 %)	Sep 2/32 (6 %)
Aug 5/32 (15 %) Jul 6/32 (18 %)	Aug 4/32 (12 %) Jul 4/32 (12 %)	Aug 2/32 (6 %) Jul 4/32 (12 %)
LEI issuers achieving maturity level 1	LEI issuers achieving maturity level 2	LEI issuers achieving maturity level 3
L1 Required quality	L2 Expected quality	L3 Excellent quality

Statistics

Totals	Values
Total LEI records	1,280,462 (+1.58 %)
New issued LEIs	19,398 (+9.47 %)
Renewed LEIs	59,705 (+60.73 %)
New lapsed LEIs *	12,971 (+65.48 %)
Countries	223 (+/- 0 %)
LEI Issuers	32 (+/- 0 %)

Level 2 Info	Values
LEIs with LEI parent relationships	84,898 (+1.48 %)
LEIs with complete parent information	1,088,521 (+2.07 %)

Duplicates	Values
Total LEIs marked as duplicate **	3,219 (+2.97 %)
Duplicate percentage of total LEI records	< 1 % (+1.37 %)
LEIs marked as duplicate this month	92 (-13.20 %)

Challenges	Values
Challenges this month	258 (-14.85 %)
Duplicates found this month	43 (-15.68 %)
Updates to entity information this month	100 (+6.38 %)

* Please see our Business Report www.gleif.org/business-reports for detailed information around lapsed LEIs.

** RegistrationStatus = DUPLICATE