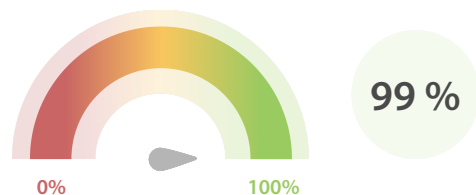


Data Quality Scores

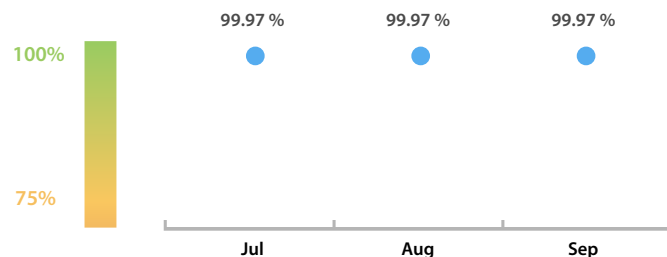
LEI Issuer Total Data Quality Score

The LEI Issuer Total Data Quality Score is calculated as the equal weighted average of the 11 'Data Quality Criteria'.




LEI Issuer Total Data Quality Score Trend

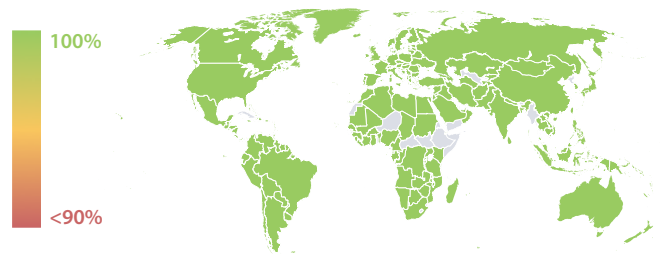
Progress achieved with regard to the continuous optimization of the data quality based on the LEI Issuer Total Data Quality Score.



LEI Issuer Data Quality (●) against LEI Pool Average (■)



Data Quality in Covered Countries



Top 5 Failing Checks

	# Failed Records	Check description
C000291	5,949	If the ultimate parent is public: The ultimate par...
C000243	1,349	This LEI must not have any parent RR record in R...
C000276	160	RegistrationAuthorityEntityID is in an expected f...
C000271	72	It is different from LegalName.
C000255	58	StartDate <= EndDate.

Data Quality Criteria

	Sep	Aug	# Checks	# Failed Records
Accessibility	100.00 %	100.00 %	1	0 (0 %)
Accuracy	100.00 %	100.00 %	8	0 (0 %)
Completeness	99.89 %	99.89 %	3	1,393 (0.31 %)
Comprehensiveness	100.00 %	100.00 %	2	0 (0 %)
Consistency	99.93 %	99.93 %	21	5,954 (1.33 %)
Currency	99.98 %	99.98 %	1	72 (0.01 %)
Integrity	99.99 %	99.99 %	18	2 (< 0.01 %)
Provenance	99.96 %	99.96 %	1	160 (0.03 %)
Representation	100.00 %	100.00 %	2	0 (0 %)
Uniqueness	99.99 %	99.99 %	2	5 (< 0.01 %)
Validity	99.99 %	99.99 %	15	69 (0.01 %)

The Data Quality criteria is expected to contain 12 dimensions. Currently a subset of 11 criteria is implemented, to the detriment of the score, as they are averaged on all of them. This is expected to change, on a nonfixed timeline, to include all 12 dimensions.

Quality Maturity Level



Statistics

Totals

Totals	Values
Managed LEIs	444,494 (+0.32 %)
Active entities managed	433,720 (-0.10 %)
Inactive entities managed	10,774 (+21.19 %)
Covered countries	211 (+0.47 %)
New lapsed LEIs *	7,690 (+51.52 %)

Level 2 Info

Level 2 Info	Values
LEIs with LEI parent relationships	47,006 (+0.52 %)
LEIs with complete parent information	333,417 (+0.18 %)

Duplicates

Duplicates	Values
Total LEIs marked as duplicate **	2,442 (+0.90 %)
Duplicate percentage of managed LEIs	< 1 % (+0.58 %)

Challenges

Challenges	Values
Challenges this month	83 (+5.06 %)
Duplicates found this month	11 (-31.25 %)
Updates to entity information this month	62 (+34.78 %)

Files

Files	Values
No. of days per month with CDF-compliant file uploads	30 / 30 (+/-0 %)

* Please see our Business Report www.gleif.org/business-reports for detailed information around lapsed LEIs.

** RegistrationStatus = DUPLICATE