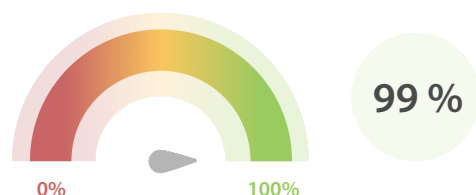


Global LEI Data Quality Report | September 2019

Data Quality Scores

LEI Total Data Quality Score

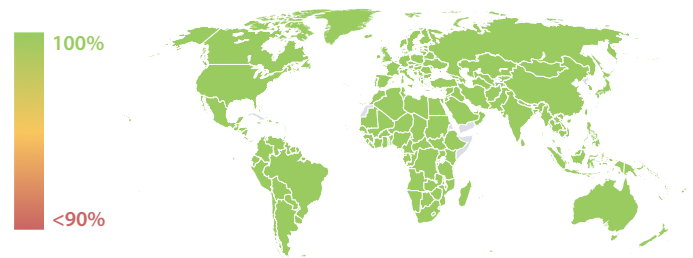
The LEI Total Data Quality Score is calculated as the equal weighted average of the 11 'Data Quality Criteria' listed below.



Summary

The assessment performed on the 30 September 2019 shows further improvements of the data quality and reached maturity levels in the Global LEI System. 90% of the LEI issuer are publishing their full portfolio at required quality level. The number of LEI issuers demonstrating expected data quality increased further.

Data Quality Heat Map in Covered Countries

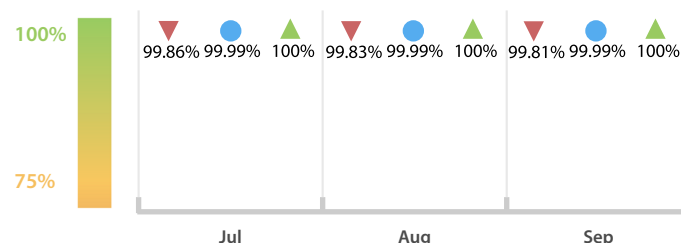


Top 5 Failing Checks

| | # Failed Records | # LEI Issuers | LEI Issuer with highest failure ratio |
|-------------------------|------------------|---------------|---------------------------------------|
| C000291 | 7,127 | 24 | Strate |
| C000243 | 1,723 | 24 | Strate |
| C000276 | 236 | 6 | EQS |
| C000146 | 160 | 4 | PRH |
| C000249 | 159 | 2 | Kamer van Koophandel (KvK) |

LEI Total Data Quality Score Trend

Progress achieved with regard to the continuous optimization of the data quality based on the LEI Total Data Quality Score.



● Total Data Quality Score ▲ Highest LEI Issuer Score ▼ Lowest LEI Issuer Score

Data Quality Criteria

| | Sep | Aug | # Checks | # Failed Records |
|-------------------|----------|----------|----------|------------------|
| Accessibility | 100.00 % | 99.99 % | 1 | 0 (0 %) |
| Accuracy | 100.00 % | 99.99 % | 8 | 0 (0 %) |
| Completeness | 99.96 % | 99.95 % | 3 | 1,764 (0.11 %) |
| Comprehensiveness | 100.00 % | 100.00 % | 2 | 0 (0 %) |
| Consistency | 99.97 % | 99.97 % | 21 | 7,302 (0.49 %) |
| Currency | 99.99 % | 99.99 % | 1 | 72 (< 0.01 %) |
| Integrity | 99.99 % | 99.99 % | 18 | 2 (< 0.01 %) |
| Provenance | 99.98 % | 99.98 % | 1 | 236 (0.01 %) |
| Representation | 100.00 % | 99.99 % | 2 | 0 (0 %) |
| Uniqueness | 99.99 % | 99.99 % | 2 | 6 (< 0.01 %) |
| Validity | 99.99 % | 99.99 % | 15 | 231 (0.01 %) |

The Data Quality criteria is expected to contain 12 dimensions. Currently a subset of 11 criteria is implemented, to the detriment of the score, as they are averaged on all of them. This is expected to change, on a nonfixed timeline, to include all 12 dimensions.

Quality Maturity Level

Average maturity level: 0.99

| Sep 30/33 (90 %) | Sep 8/33 (24 %) | Sep 5/33 (15 %) |
|--|--|--|
| Aug 27/33 (81 %) Jul 27/33 (81 %) | Aug 7/33 (21 %) Jul 5/33 (15 %) | Aug 6/33 (18 %) Jul 4/33 (12 %) |
| LEI issuers achieving maturity level 1 | LEI issuers achieving maturity level 2 | LEI issuers achieving maturity level 3 |
| L1 Required quality | L2 Expected quality | L3 Excellent quality |

Statistics

| Totals | Values |
|-------------------|---------------------|
| Total LEI records | 1,486,441 (+0.93 %) |
| New issued LEIs | 13,406 (-2.72 %) |
| Renewed LEIs | 65,323 (+43.65 %) |
| New lapsed LEIs * | 18,447 (+49.19 %) |
| Countries | 225 (+/-0 %) |
| LEI Issuers | 33 (+/-0 %) |

| Level 2 Info | Values |
|---------------------------------------|---------------------|
| LEIs with LEI parent relationships | 114,307 (+0.93 %) |
| LEIs with complete parent information | 1,289,519 (+0.94 %) |

| Duplicates | Values |
|---|-----------------|
| Total LEIs marked as duplicate ** | 4,123 (+1.90 %) |
| Duplicate percentage of total LEI records | < 1 % (+0.96 %) |
| LEIs marked as duplicate this month | 75 (-29.24 %) |

| Challenges | Values |
|--|----------------|
| Challenges this month | 216 (-17.24 %) |
| Duplicates found this month | 57 (+29.54 %) |
| Updates to entity information this month | 115 (+38.55 %) |

* Please see our Business Report www.gleif.org/business-reports for detailed information around lapsed LEIs.

** RegistrationStatus = DUPLICATE