


## Data Quality Scores

### LEI Issuer Total Data Quality Score

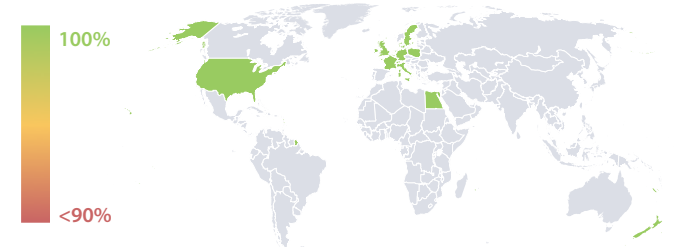
The LEI Issuer Total Data Quality Score is calculated as the equal weighted average of the 11 'Data Quality Criteria'.



### LEI Issuer Data Quality (●) against LEI Pool Average (■)



### Data Quality in Covered Countries

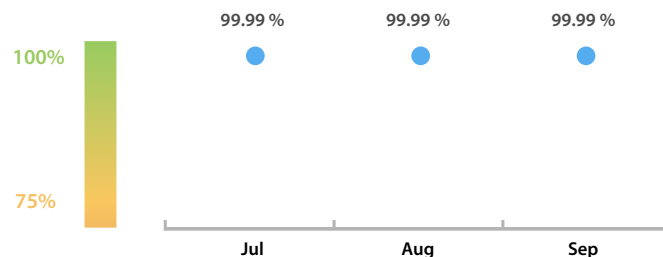


### Top 5 Failing Checks

	# Failed Records	Check description
<a href="#">C000291</a>	238	If the ultimate parent is public: Th...
<a href="#">C000243</a>	183	This LEI must not have any parent ...
<a href="#">N/A</a>	N/A	N/A
<a href="#">N/A</a>	N/A	N/A
<a href="#">N/A</a>	N/A	N/A

### LEI Issuer Total Data Quality Score Trend

Progress achieved with regard to the continuous optimization of the data quality based on the LEI Issuer Total Data Quality Score.



### Data Quality Criteria

	Sep	Aug	# Checks	# Failed Records
Accessibility	100.00 %	100.00 %	1	0 (0 %)
Accuracy	100.00 %	100.00 %	8	0 (0 %)
Completeness	99.92 %	99.92 %	3	183 (0.22 %)
Comprehensiveness	100.00 %	100.00 %	2	0 (0 %)
Consistency	99.98 %	99.98 %	21	238 (0.29 %)
Currency	100.00 %	100.00 %	1	0 (0 %)
Integrity	100.00 %	100.00 %	18	0 (0 %)
Provenance	100.00 %	100.00 %	1	0 (0 %)
Representation	100.00 %	100.00 %	2	0 (0 %)
Uniqueness	100.00 %	100.00 %	2	0 (0 %)
Validity	100.00 %	100.00 %	15	0 (0 %)

The Data Quality criteria is expected to contain 12 dimensions. Currently a subset of 11 criteria is implemented, to the detriment of the score, as they are averaged on all of them. This is expected to change, on a nonfixed timeline, to include all 12 dimensions.

## Quality Maturity Level



## Statistics

### Totals

	Values
Managed LEIs	81,059 (+0.66 %)
Active entities managed	73,658 (+0.57 %)
Inactive entities managed	7,401 (+1.64 %)
Covered countries	17 (+/-0 %)
New lapsed LEIs *	652 (+32.52 %)

### Level 2 Info

	Values
LEIs with LEI parent relationships	8,113 (+0.80 %)
LEIs with complete parent information	66,494 (+0.70 %)

### Duplicates

	Values
Total LEIs marked as duplicate **	111 (+/-0 %)
Duplicate percentage of managed LEIs	< 1 % (-0.66 %)

### Challenges

	Values
Challenges this month	13 (+85.71 %)
Duplicates found this month	0 (+/-0 %)
Updates to entity information this month	10 (> 100 %)

### Files

	Values
No. of days per month with CDF-compliant file uploads	30 / 30 (+/-0 %)

\* Please see our Business Report [www.gleif.org/business-reports](http://www.gleif.org/business-reports) for detailed information around lapsed LEIs.

\*\* RegistrationStatus = DUPLICATE