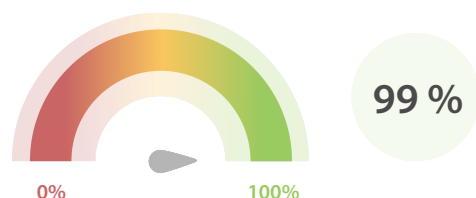


Global LEI Data Quality Report | September 2020

Data Quality Scores

LEI Total Data Quality Score

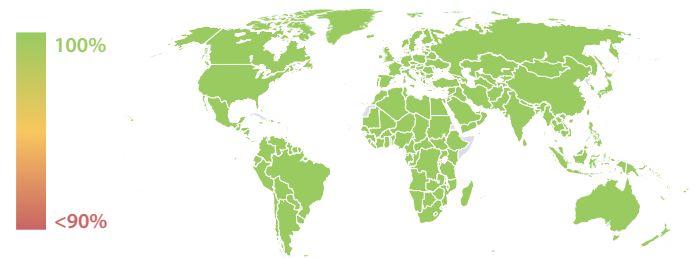
The LEI Total Data Quality Score is calculated as the equal weighted average of the 11 'Data Quality Criteria' listed below.



Summary

The assessment conducted on 30 September 2020 shows that 50% of LEI issuers (18) achieve expected data quality. 30% of the LEI issuers (11) continue to achieve excellent data quality. These results reflect for both expected and excellent data quality maturity levels the highest scores to date under the current Rule Setting.

Data Quality Heat Map in Covered Countries

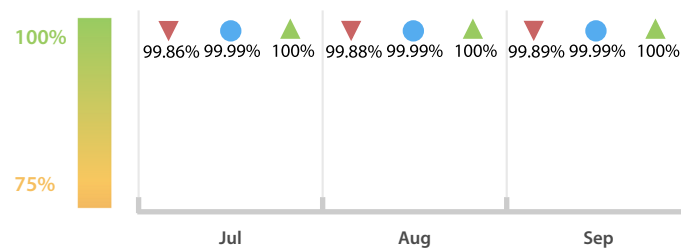


Top 5 Failing Checks

	# Failed Records	# LEI Issuers	LEI Issuer with highest failure ratio
C000291	6,823	19	Strate
C000243	2,156	16	Business Entity Data BV
C000249	96	1	Kamer van Koophandel ...
C000271	69	1	Business Entity Data BV
C000281	31	2	Kamer van Koophandel ...

LEI Total Data Quality Score Trend

Progress achieved with regard to the continuous optimization of the data quality based on the LEI Total Data Quality Score.



● Total Data Quality Score ▲ Highest LEI Issuer Score ▼ Lowest LEI Issuer Score

Data Quality Criteria

	Sep	Aug	# Checks	# Failed Records
Accessibility	100.00 %	100.00 %	1	0 (0 %)
Accuracy	100.00 %	100.00 %	8	0 (0 %)
Completeness	99.95 %	99.95 %	3	2,163 (0.12 %)
Comprehensiveness	100.00 %	100.00 %	2	0 (0 %)
Consistency	99.98 %	99.97 %	21	6,946 (0.40 %)
Currency	99.99 %	99.99 %	1	69 (< 0.01 %)
Integrity	99.99 %	100.00 %	18	3 (< 0.01 %)
Provenance	99.99 %	99.99 %	1	30 (< 0.01 %)
Representation	100.00 %	100.00 %	2	0 (0 %)
Uniqueness	99.99 %	99.99 %	2	5 (< 0.01 %)
Validity	100.00 %	99.99 %	15	0 (0 %)

The Data Quality criteria is expected to contain 12 dimensions. Currently a subset of 11 criteria is implemented, to the detriment of the score, as they are averaged on all of them. This is expected to change, on a nonfixed timeline, to include all 12 dimensions.

Quality Maturity Level

Average maturity level: 0.99

Sep 34/36 (94 %)	Sep 18/36 (50 %)	Sep 11/36 (30 %)
Aug 33/36 (91 %) Jul 33/36 (91 %)	Aug 14/36 (38 %) Jul 15/36 (41 %)	Aug 10/36 (27 %) Jul 10/36 (27 %)
LEI issuers achieving maturity level 1	LEI issuers achieving maturity level 2	LEI issuers achieving maturity level 3
L1 Required quality	L2 Expected quality	L3 Excellent quality

Statistics

Totals	Values
Total LEI records	1,716,686 (+1.00 %)
New issued LEIs	16,832 (+21.97 %)
Renewed LEIs	81,982 (+61.10 %)
New lapsed LEIs *	13,598 (+12.38 %)
Countries	225 (+0.44 %)
LEI Issuers	36 (+/- 0 %)
Level 2 Info	Values
LEIs with LEI parent relationships	128,312 (+0.71 %)
LEIs with complete parent information	1,506,751 (+1.09 %)
Duplicates	Values
Total LEIs marked as duplicate **	4,564 (+0.57 %)
Duplicate percentage of total LEI records	< 1 % (-0.42 %)
LEIs marked as duplicate this month	26 (+18.18 %)
Challenges	Values
Challenges this month	246 (+28.79 %)
Duplicates found this month	23 (> 100 %)
Updates to entity information this month	113 (+4.62 %)

* Please see our Business Report www.gleif.org/business-reports for detailed information around lapsed LEIs.

** RegistrationStatus = DUPLICATE