



Global LEI System Business Report

Q1 2023



LEI issuance and LEI growth potential: State of play

At the end of the first quarter of 2023, the total LEI population was over 2.25 million. More than 63,000 LEIs were issued during this quarter, compared to over 80,000 in the previous quarter. This represents a quarterly growth rate of 2.9% (previous quarter: 3.8%).

In the first quarter, Saudi Arabia had the highest quarterly LEI growth rate at the jurisdiction level (24.1%), followed by India (8.2%), Hungary (6.5%), Türkiye (5.6%) and United Arab Emirates (5%). In Saudi Arabia, India and Türkiye, growth was primarily driven by regulatory requirements and initiatives. In United Arab Emirates, growth can be attributed to the activities of local LEI issuers.

Competition in the Global LEI System

This report identifies the least and most competitive markets among those with over 1,000 LEIs, based on the number of LEI issuers providing services in the jurisdiction (the most competitive markets are those with most LEI issuers per jurisdiction with similar market share). In the first quarter of 2023, China, the Netherlands, Slovenia, Poland and Türkiye were the five least competitive markets, in descending order. The five most competitive, also in descending order, were Malta, Portugal, Bulgaria, Norway and Marshall Islands. There is no significant overall change compared to the previous quarter.

LEI renewal rates

The annual renewal process ensures that both legal entities and LEI issuing organizations review and re-validate legal entity reference data at least once per year. The Global LEI System is unique in providing absolute transparency regarding when entity data was last verified.

In the first quarter of 2023, the overall renewal rate was 59.1%, which is slightly lower than the previous quarter. At the end of the quarter, 61.7% of all LEIs were in good standing (previous quarter: 62.3%).

The renewal rate in the EU decreased to 63.1% (previous quarter 64%). In non-EU jurisdictions, it fell to 52% (previous quarter: 53.1%). In the reporting period, Japan (91.2%) demonstrated the highest renewal rates. Other jurisdictions in the top five for renewal rates are Finland (87.5%), Norway (81.2%), Liechtenstein (81.2%) and India (79.2%).

The five jurisdictions with the highest non-renewal rates include China (76.6%), Belize (70.6%), Saudi Arabia (68.7%), the Russian Federation (66.2%) and Thailand (64.8%).

LEI transfers among LEI Issuers

In the first quarter of 2023, Business Entity Data B.V. transferred approximately 10,000 LEIs to Nordic Legal Entity Identifier AB.

Level 1 reference data corroboration

The business card information available with the LEI reference data, such as the official name of a legal entity and its registered address, is referred to as 'Level 1' data. It defines 'who is who'. The Level 1 data is considered fully corroborated if, based on the validation procedures in use by the LEI issuer, there is sufficient information contained in authoritative public sources to corroborate the information provided by the legal entity for the record. If this is not the case, or the legal entity is not required to file with a local register¹ (e.g. fund or trust), the business card information available with an LEI record is classified as 'entity-supplied only'.

In the first quarter of 2023, the percentage of fully corroborated Level 1 reference data within the entire LEI population increased slightly to 84.6% (previous quarter: 84.3%).

Statistics on the reporting of parent information by legal entities

In the first quarter of 2023, approximately 2.19 million LEI registrants (previous quarter: 2.13 million), representing 97% of the total LEI population, reported information on direct and ultimate parents. 99.9% of those LEI registrants who obtained a newly issued LEI or renewed an existing LEI in this quarter reported parent information.

In the reporting period, the percentage of legal entities reporting a direct parent with an LEI was 5%. 3% of legal entities reported a direct parent that does not have an LEI. 87% of legal entities reported no direct parent according to the definition used. 5% of legal entities' relationship information is non-public and therefore creates obstacles to releasing this information. The pattern is almost identical for ultimate parent reporting. In the previous quarter, reporting trends are also very similar.

Updates of Common Data File formats

In March 2022, the Common Data File (CDF) formats were updated based on the Regulatory Oversight Committee (ROC) policies:

- [Legal Entity Events \(formerly referred to as "Corporate Actions"\) and Data History in the Global LEI System](#),
- [Policy on Fund Relationships and Guidelines for the registration of Investment Funds in the Global LEI System](#),
- [LEI Eligibility for General Government Entities Guidance Document](#).

Following these updates, GLEIF has compiled a transition period report on these new legal entity categories and the fund relationships reported this quarter.

At the end of the first quarter of 2023, over 5,000 legal entities were identified as government entities (previous quarter: 4,800), and 30 legal entities were reported as international organizations (previous quarter: 27). More than 107,000 legal entities reported fund relationship structures (previous quarter: 88,000). Among those, 67.3% were funds managed by a main management entity, 32.1% were sub-funds to umbrella funds, and 0.6% were feeder funds. Feeder funds are those that are exclusively, or almost exclusively, invested in a single other fund or several other funds that have identical investment strategies.

¹ Registration requirements vary based on jurisdiction. Please see the GLEIF Registration Authorities list for further detail:
www.gleif.org/en/about-lei/code-lists/gleif-registration-authorities-list

Q1 2023

Active LEIs

World map showing COVID-19 cases by country as of March 11, 2020. The map uses a color scale from light yellow (low cases) to dark red (high cases). The United States and Spain are the most affected countries, with the US having 273,179 cases and Spain having 179,672 cases. Other countries with significant case counts include Italy (143,190), Germany (85,140), France (47,582), and the United Kingdom (42,872). The map also shows the number of deaths for each country, with the US having 3 deaths and Spain having 17 deaths. A legend in the bottom left corner indicates that the color scale represents the number of cases, with 3 cases represented by light yellow and 17 cases represented by dark red.

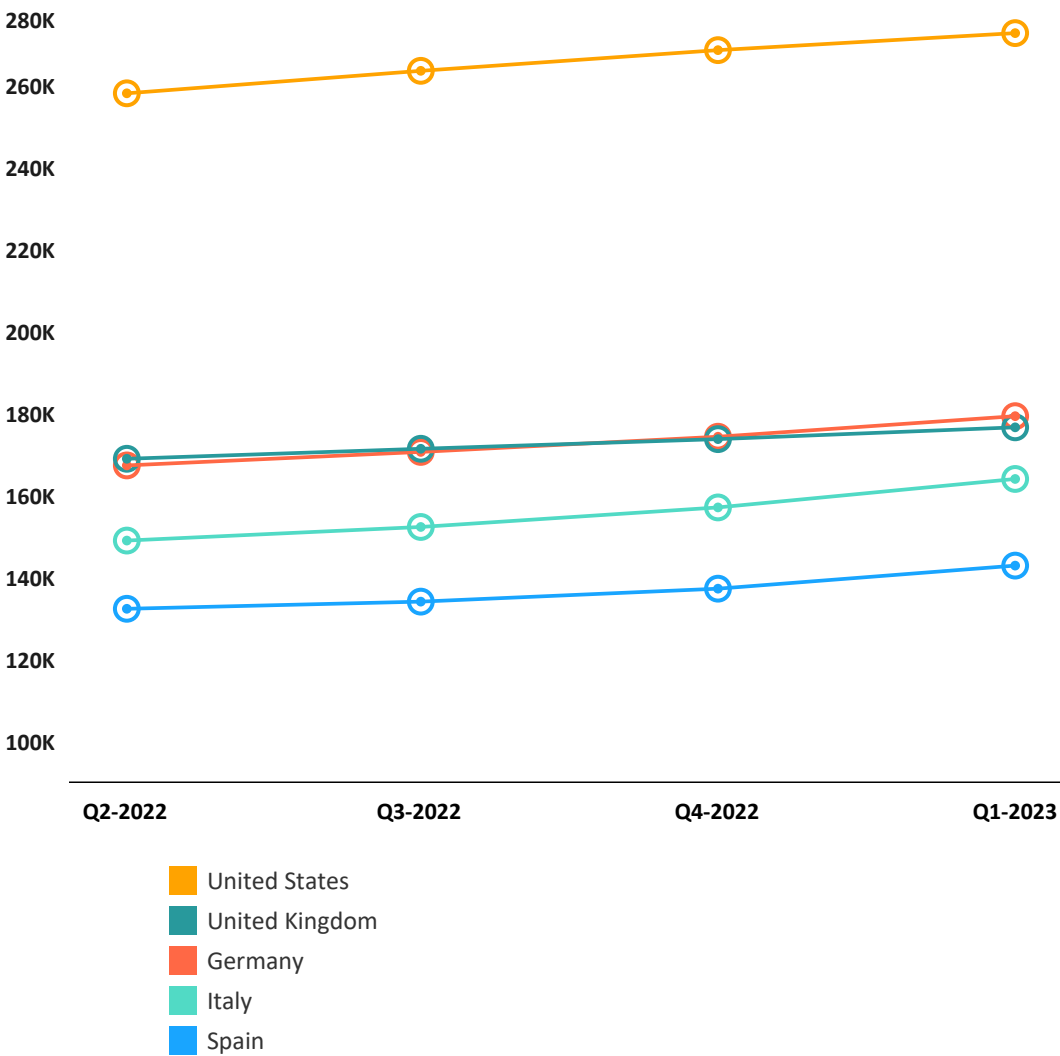
Country	
European Union	3
Other Jurisdictions ¹	17
United Nations	10

© 2023 GLEIF and/or its affiliates. All rights reserved. | Release date 2023-04-20 | Version 1.0 | Public

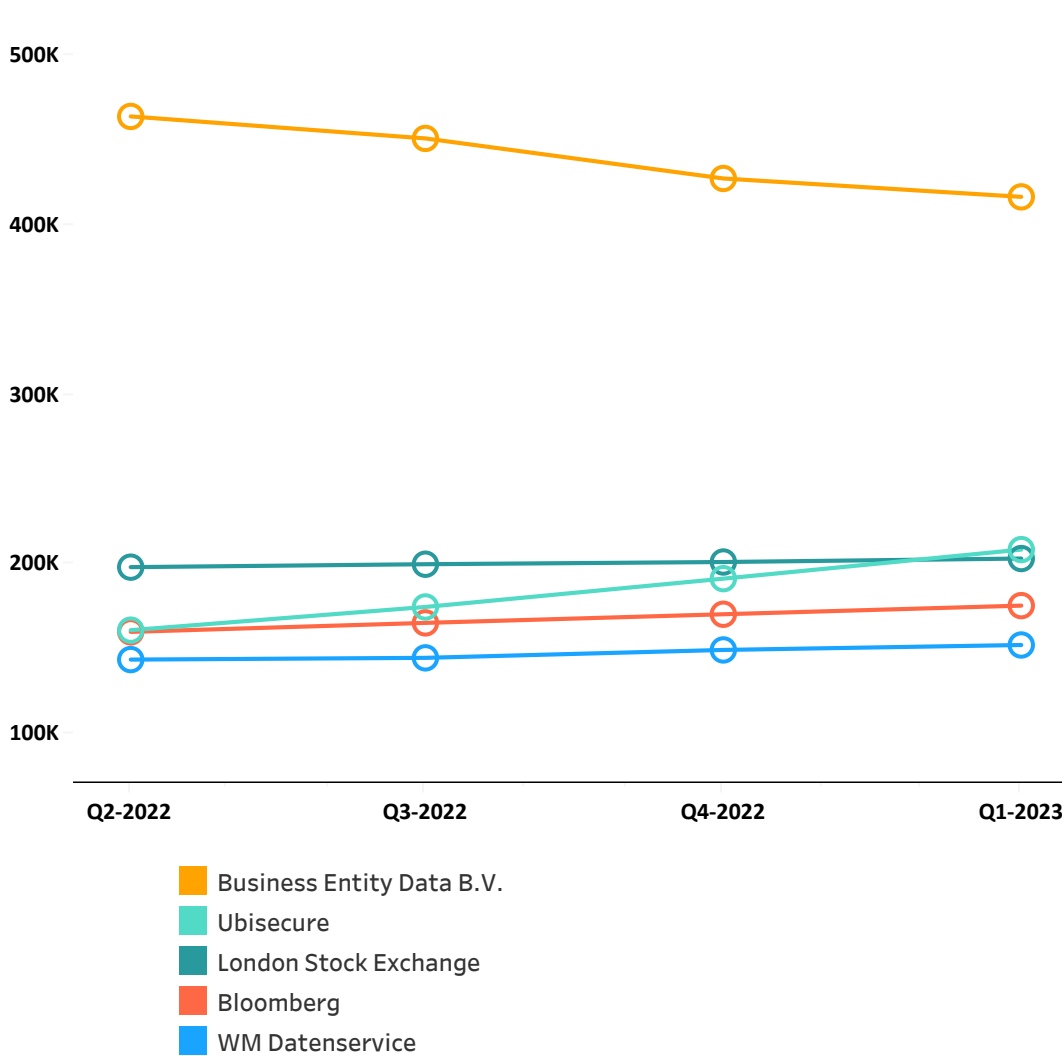


Active LEIs

Total LEI Trend-Top 5 Jurisdictions | Fig.-2



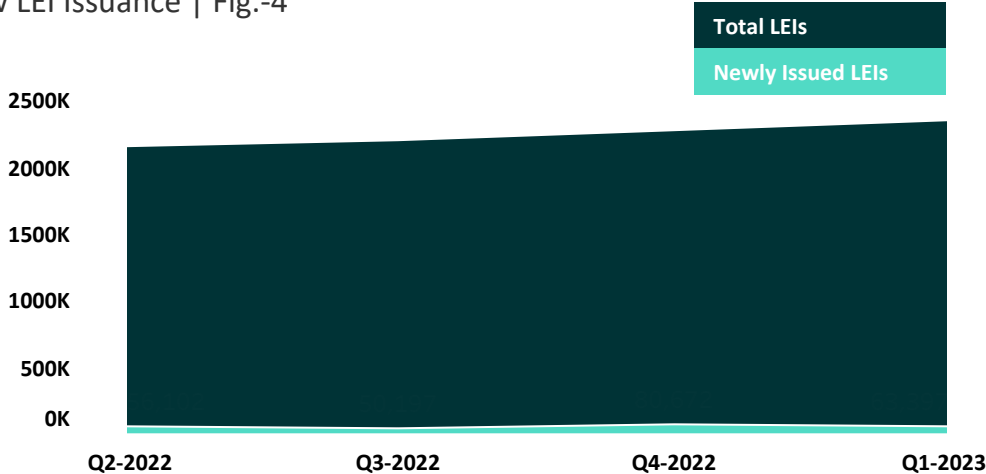
Top LEI Trend-Top 5 LEI Issuers | Fig.-3



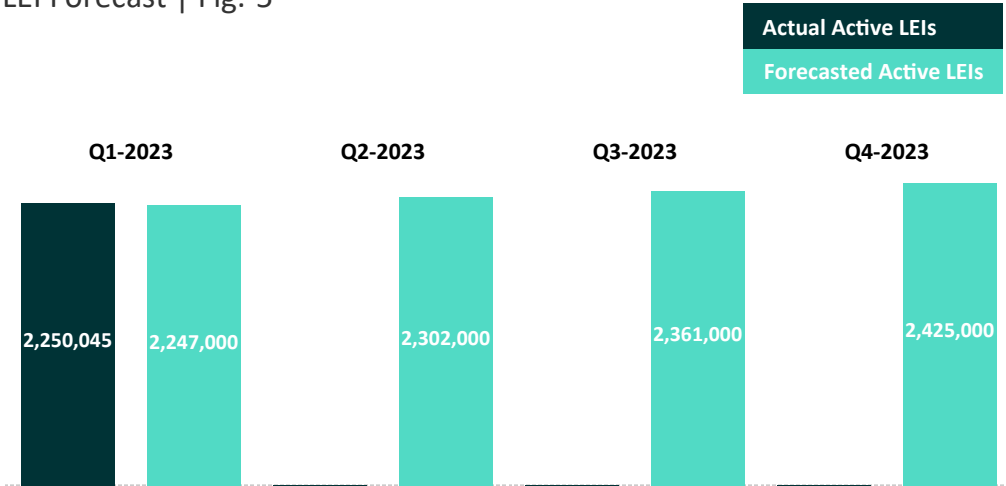


Growth in Total Number of Active LEIs

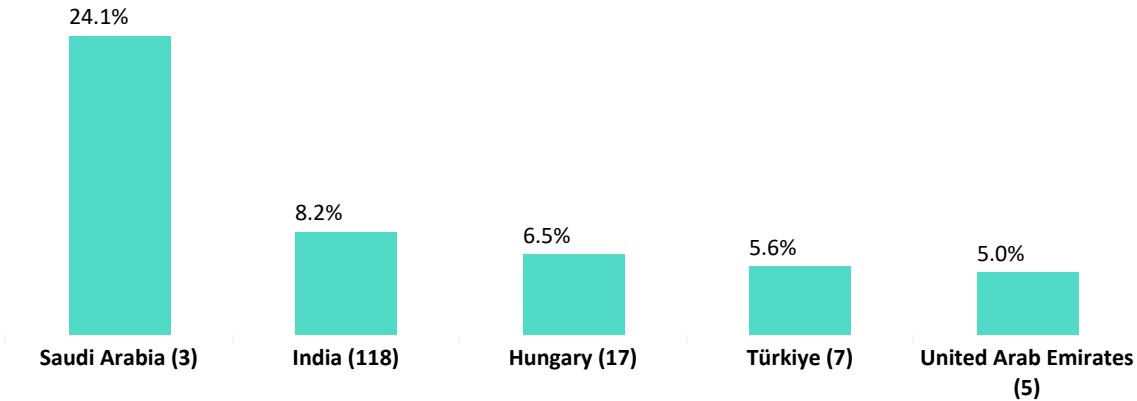
New LEI Issuance | Fig.-4



LEI Forecast | Fig.-5

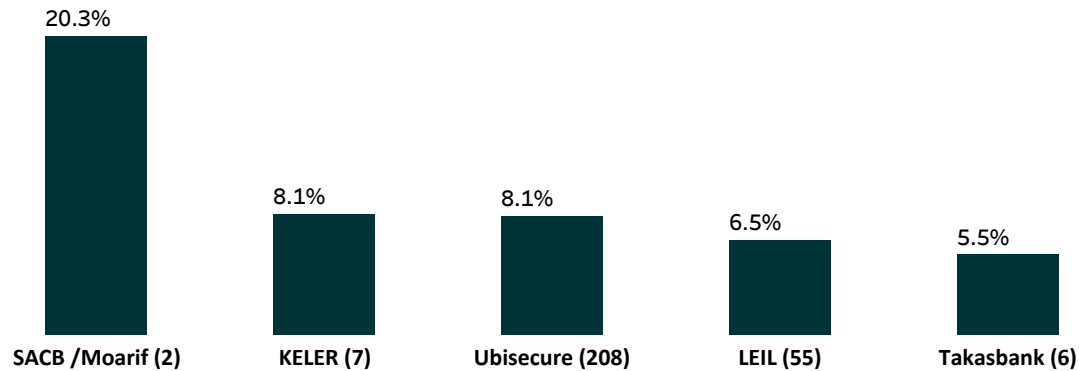


Quarterly LEI Growth - Top 5 Jurisdictions | Fig.-6¹



Total issuance in thousands at most recent quarter-end date in parenthesis

Quarterly LEI Growth - Top 5 LEI Issuers | Fig.-7



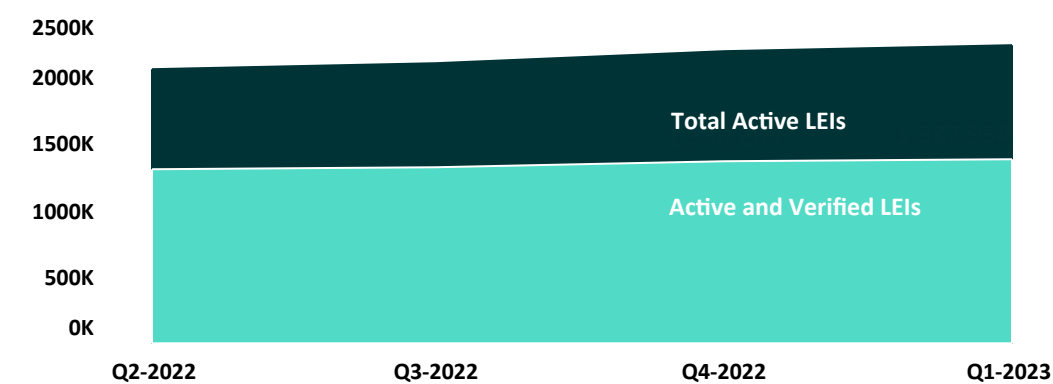
Total issuance in thousands at most recent quarter-end date in parenthesis

1. Analysis includes only those jurisdictions with at least 1,000 LEIs in total at the previous quarter-end date.

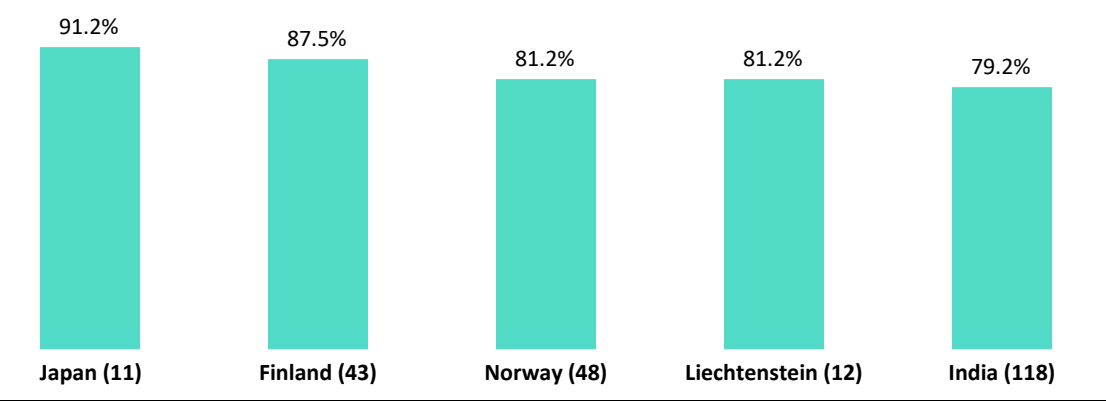


LEI Renewal activity

LEI Renewal | Fig.-8



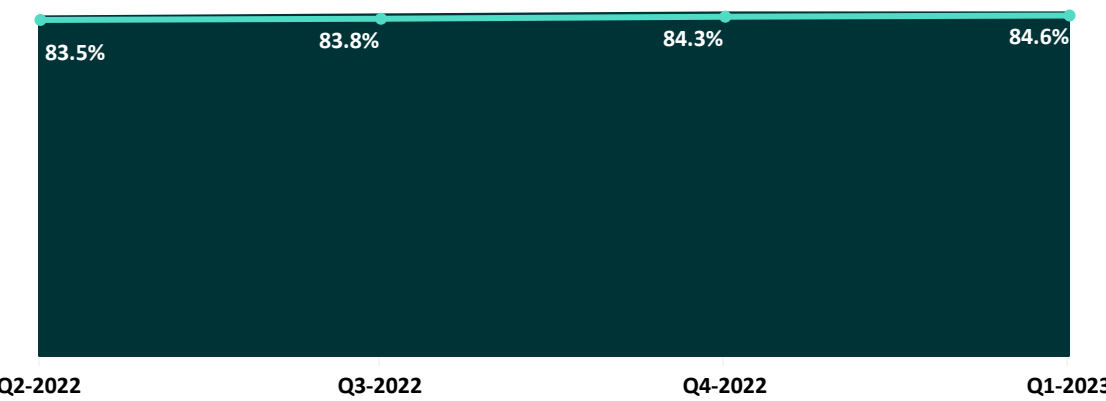
LEI Renewal - Top 5 Jurisdictions | Fig.-9



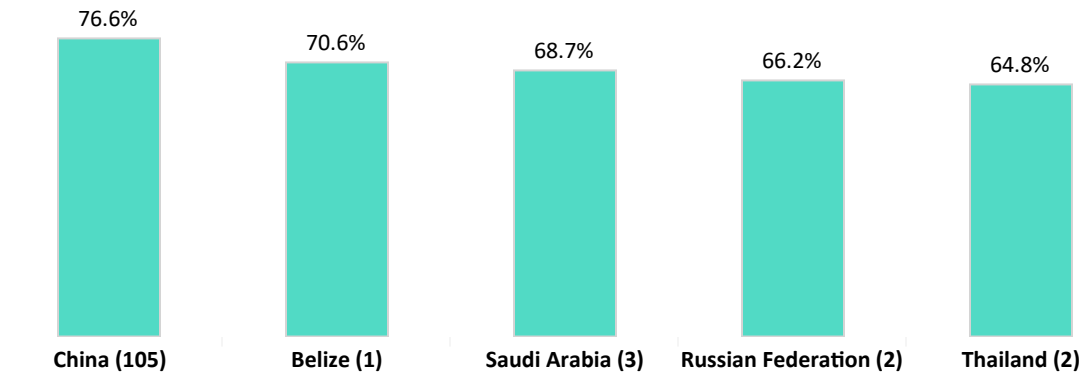
Total issuance in thousands at most recent quarter-end date in parenthesis

Reference Data Corroboration by LEI issuers

Percentage of Fully Corroborated LEIs | Fig.-11



LEI non-Renewal (Lapsed LEIs) - Top 5 Jurisdictions | Fig.-10¹



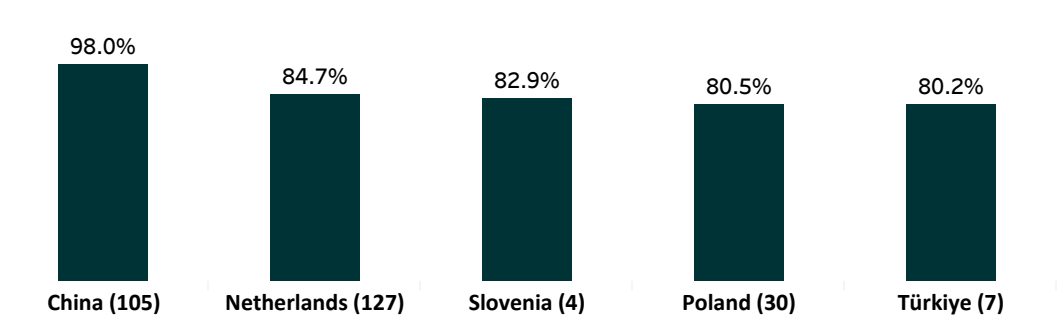
Total issuance in thousands at most recent quarter-end date in parenthesis

1. Analysis includes only those jurisdictions with at least 1,000 LEIs in total at the previous quarter-end date.



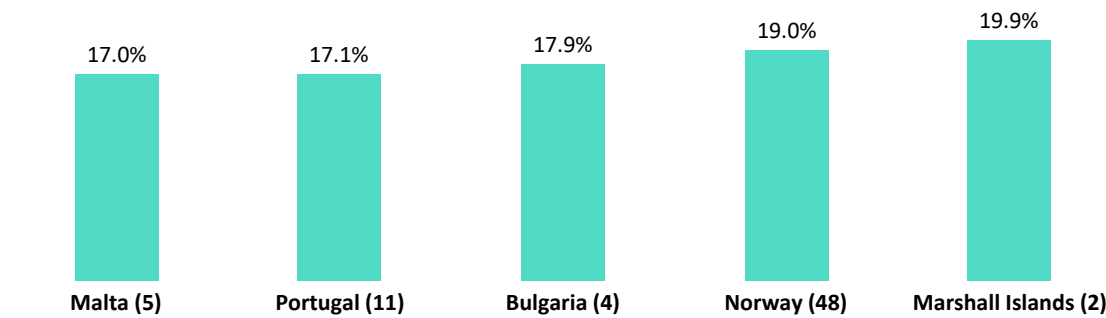
Competition amongst LEI issuers

Least Competitive (Most Concentrated) Markets | Fig.-12¹



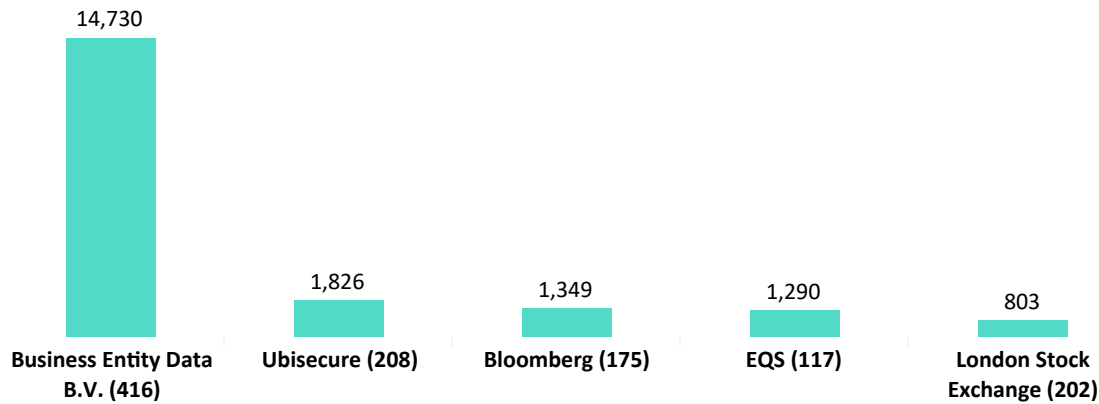
Total issuance in thousands at most recent quarter-end date in parenthesis

Most Competitive (Least Concentrated) Markets | Fig.-13¹



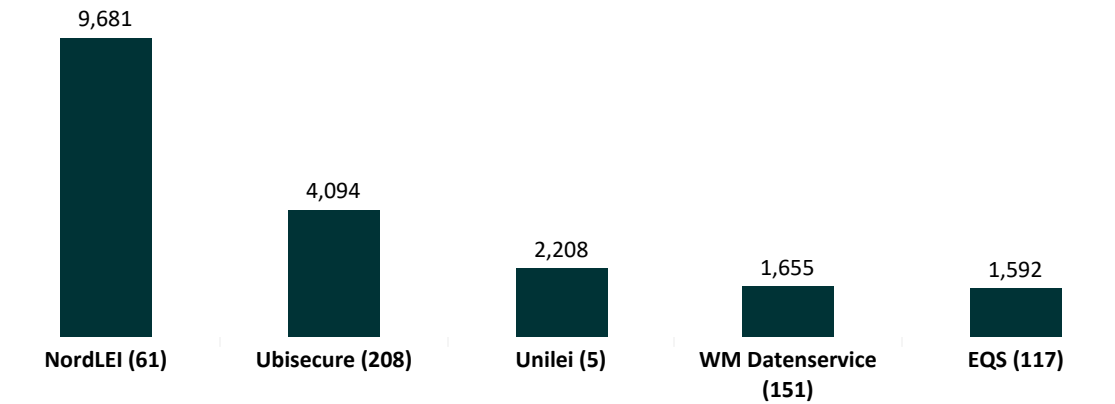
Total issuance in thousands at most recent quarter-end date in parenthesis

Transfer out of LEIs – Top 5 LEI Issuers | Fig.-14



Total issuance in thousands at most recent quarter-end date in parenthesis

Transfer in of LEIs – Top 5 LEI Issuers | Fig.-15



Total issuance in thousands at most recent quarter-end date in parenthesis

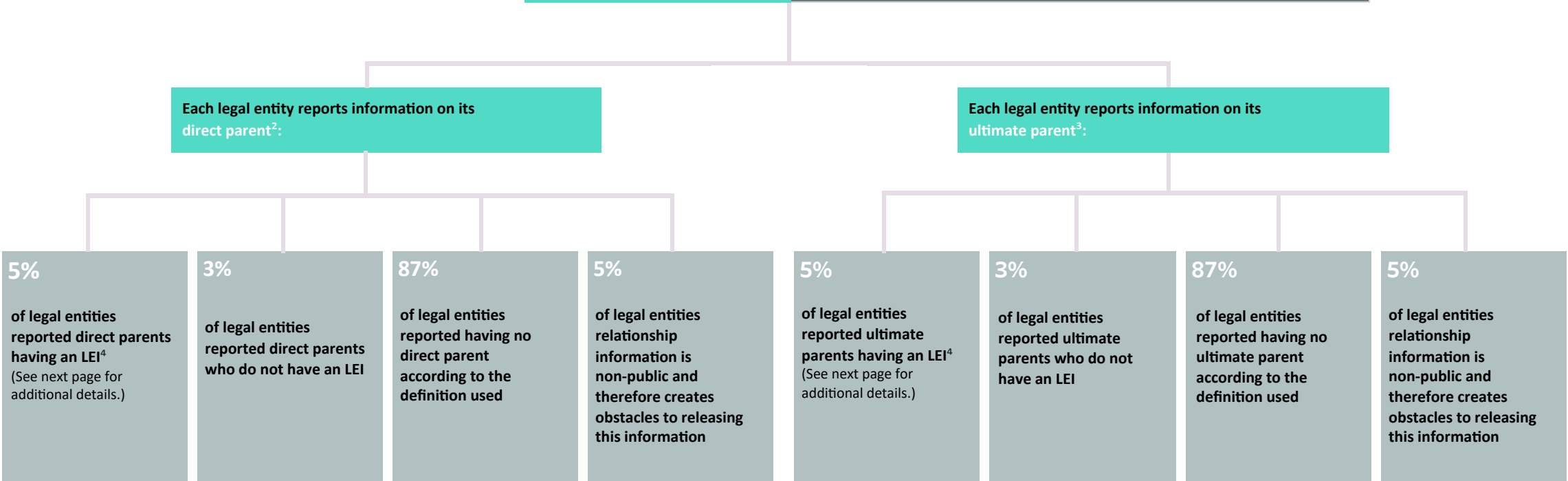
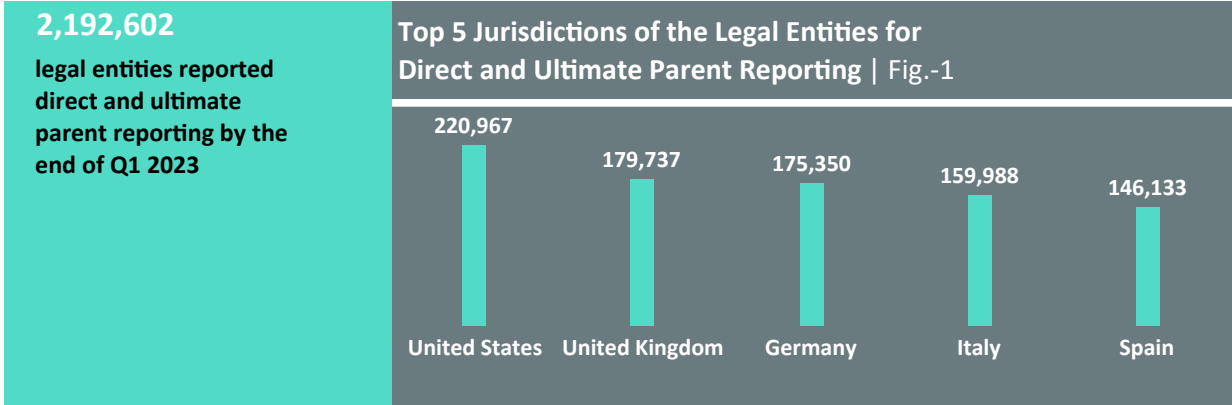
1. Analysis includes only those jurisdictions with at least 1,000 LEIs in total at the previous quarter-end date. The higher the percentage the more concentrated LEI management is with a single LEI issuer.

© 2023 GLEIF and/or its affiliates. All rights reserved. | Release date 2023-04-20 | Version 1.0 | Public



Level 2 parent reporting
Q1 2023

In May 2017, the process of enhancing the LEI data pool, by including ‘Level 2’ data to answer the question of ‘who owns whom’, began. The graphic below provides information on direct and ultimate parent data collected through March 2023¹.



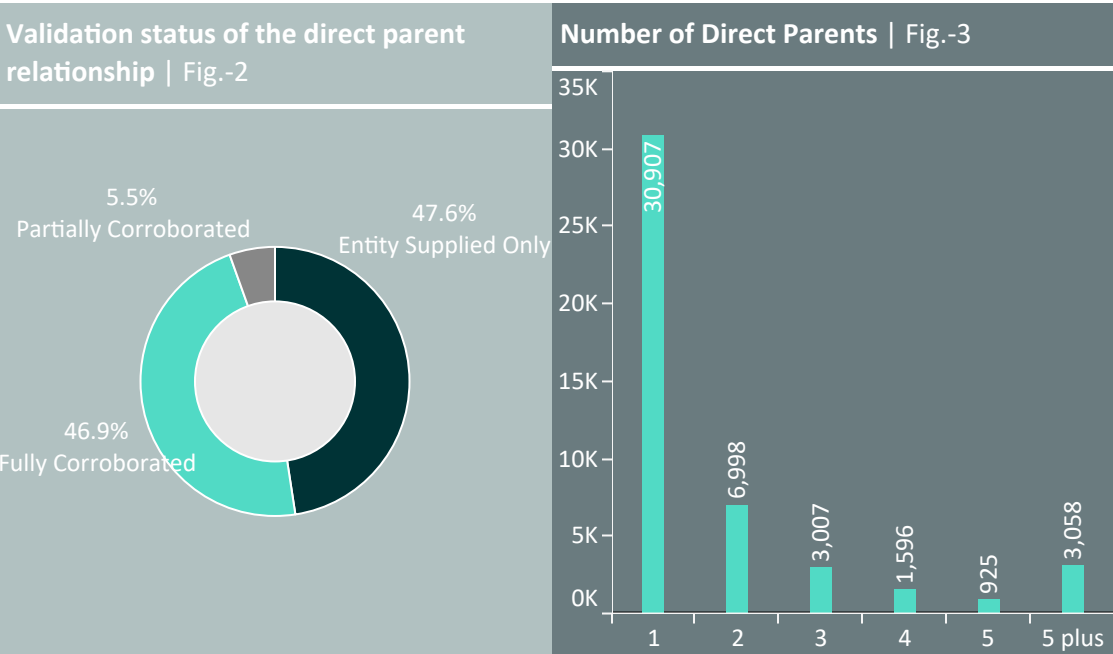
1 Referenced to level 2 relationship record CDF Golden Copy file dated 01 April 2023.
2 99.9% legal entities reported direct parent.
3 99.9% legal entities reported ultimate parent.
4 The definitions of ultimate and direct parent are based on percentage share of accounting consolidation as per LEI Regulatory Oversight Committee prescription. Related link <https://www.gleif.org/en/about-lei/common-data-file-format/current-versions/level-2-data-reporting-exceptions-2-1-format>



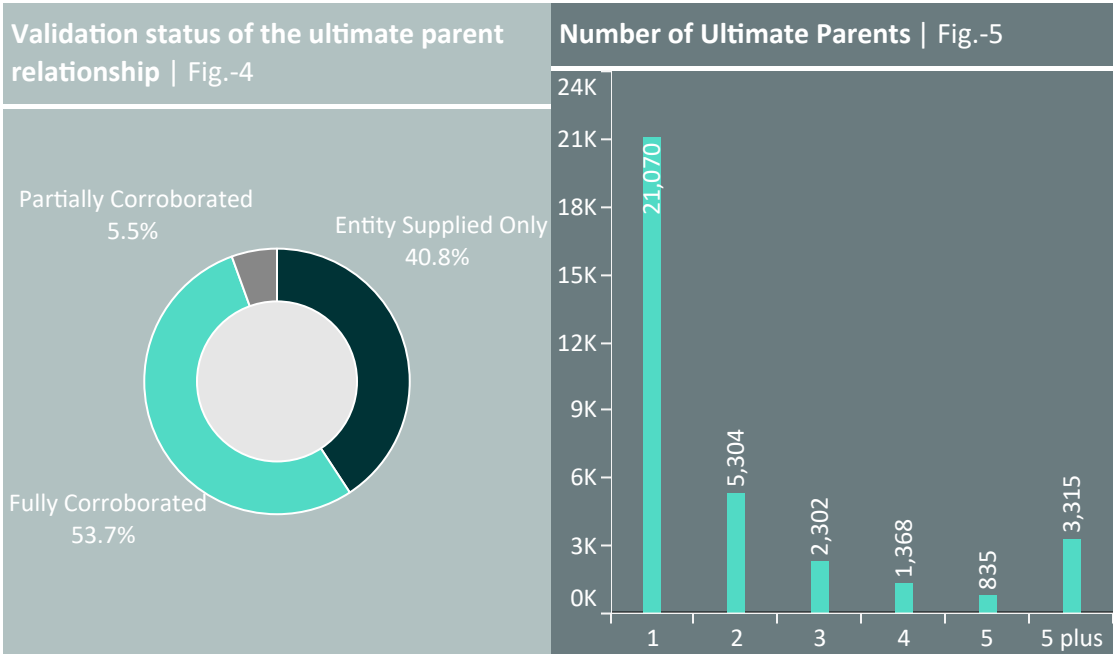
Level 2 parent reporting
Q1 2023

Identification of the direct and ultimate parents of a legal entity with an LEI allows users to research entities owned by individual companies. It provides a better understanding of the entity from which a company or individual is buying goods or services or in which it is investing. The following charts provide additional information on relationships where the direct or ultimate parents are identified by an LEI.

Additional Information on Direct Parents Having an LEI



Additional Information on Ultimate Parents Having an LEI

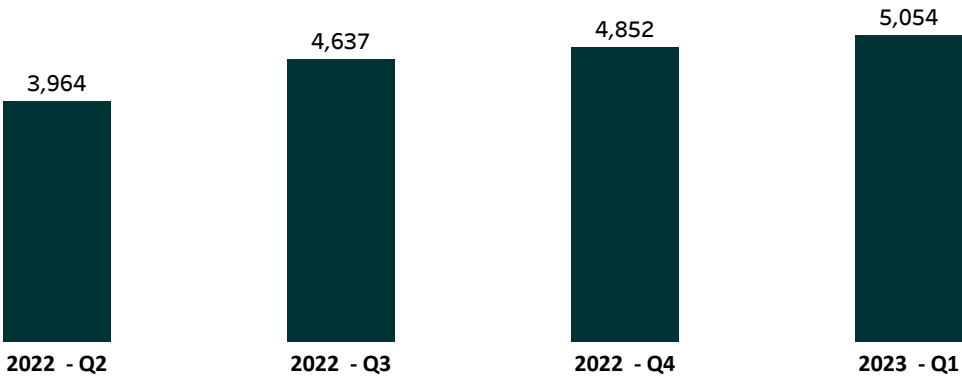




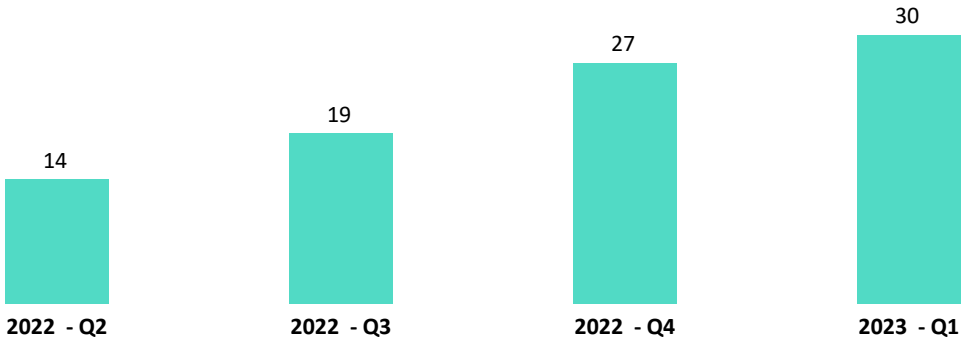
New policies implementation transition period report: new entity categories

The new Common Data Format identifies resident government entities and international organizations as specific entity categories. The following figures show the evolvement of the government entities and international organizations in the Global LEI System.

No. of government entities | Fig.-1

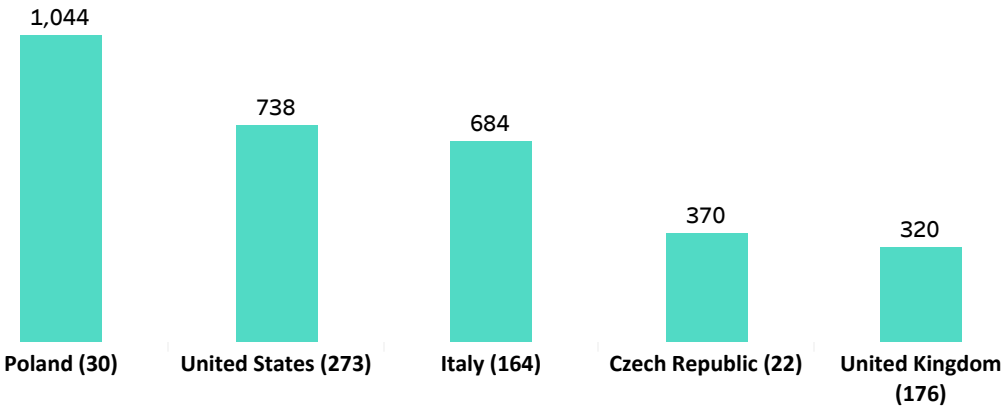


No. of international organizations | Fig.-3



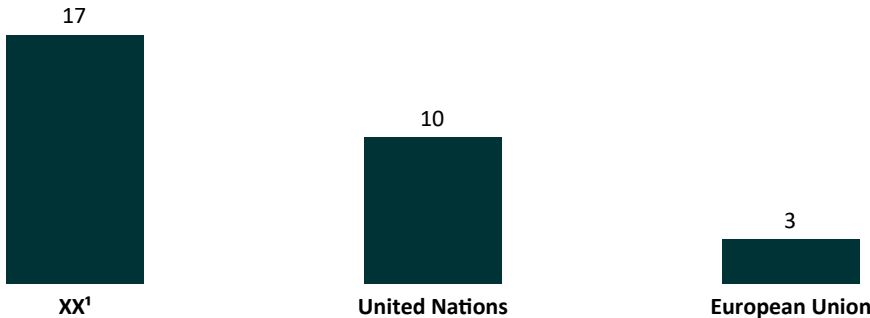
1. XX refers to international organizations that do not have a legal jurisdiction.

Top 5 jurisdictions reporting government entities | Fig.-2



Total issuance in thousands at most recent quarter-end date in parenthesis

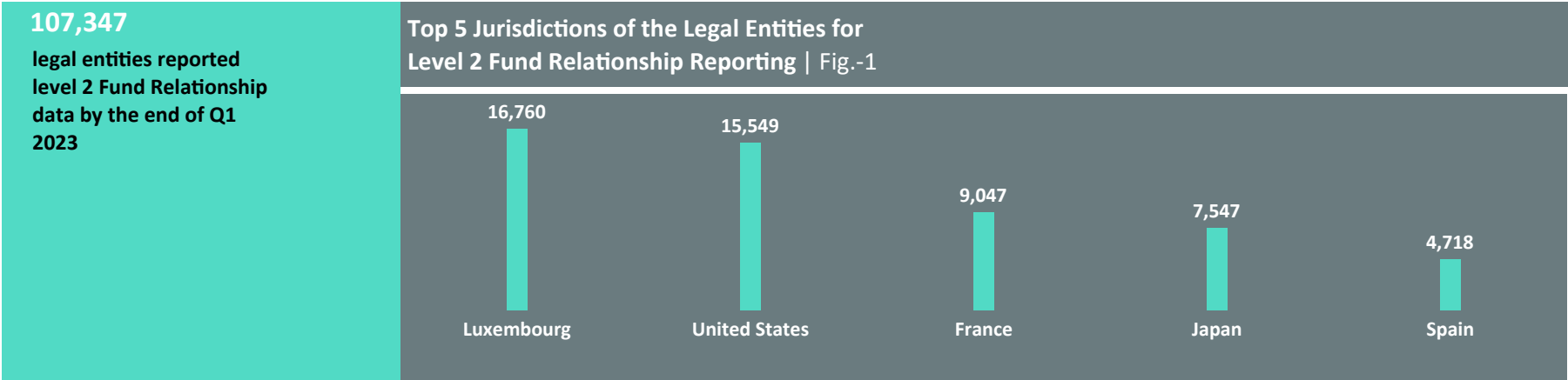
Top 5 jurisdictions reporting international organizations | Fig.-4



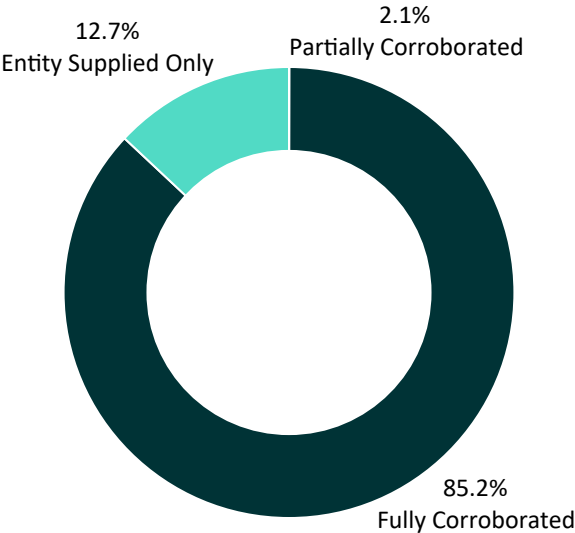
Total issuance in thousands at most recent quarter-end date in parenthesis



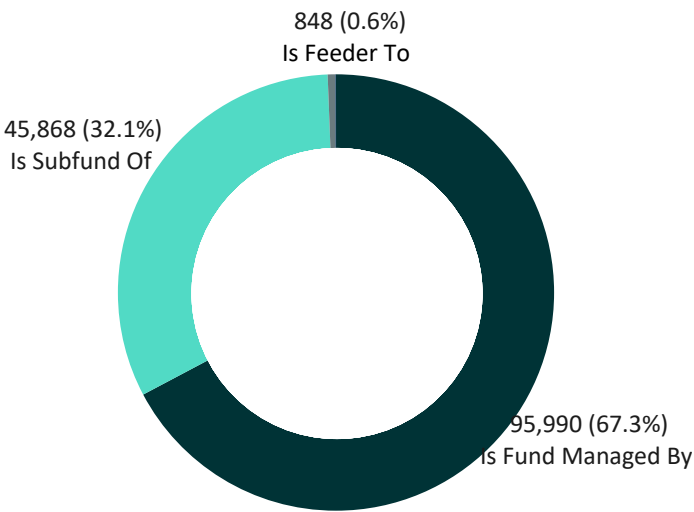
CDF Update Transition Period: Level 2 Fund Relationship
Q1 2023



Validation status of the fund relationship | Fig.-2



Level 2 Fund Relationship Categories | Fig.-3



DISCLAIMER: All figures of this Global LEI System Business Report are derived from the Global Legal Entity Identifier Foundation (GLEIF)'s LEI-Common Data File (CDF) format version 3.1, Relationship Record (RR) CDF format version 2.1 and Reporting Exceptions format version 2.1 excluding LEIs with registration statuses DUPLICATE, ANNULLED and RETIRED. While every care has been taken in the compilation of this information, GLEIF will not be held responsible for any loss, damage or inconvenience caused because of inaccuracy or error within the Global LEI System Business Report. The text and graphic content of the Global LEI System Business Report may be used, printed and distributed ONLY with the copyright information displayed (© Copyright Global Legal Entity Identifier Foundation (GLEIF)).