



---

# Global LEI System Business Report

---

Q4 2022



### LEI issuance and LEI growth potential: State of play

In 2022, approximately 252,000 new LEIs were issued in total, representing an annual growth rate of 12.9%. One new LEI issuer, Unilei ApS, was accredited and began operating within the Global LEI System, while LuxCSD S.A. terminated its operations.

At the end of the fourth quarter of 2022, the total LEI population was over 2.19 million. More than 80,000 LEIs were issued during this quarter, compared to over 50,000 in the previous quarter. This represents a quarterly growth rate of 3.8% (previous quarter: 2.4%).

In the fourth quarter, China had the highest quarterly LEI growth rate at the jurisdiction level (32.1%), followed by Saudi Arabia (25%), Thailand (9.1%), Türkiye (7.3%) and India (7.1%). China's significant growth in Q4 saw it achieve its 2022 objective of increasing total LEI volume in mainland China to 100,000<sup>1</sup>. In Saudi Arabia, Thailand, Türkiye and India, growth was primarily driven by regulatory requirements and initiatives.

### Competition in the Global LEI System

This report identifies the least and most competitive markets among those with over 1,000 LEIs, based on the number of LEI issuers providing services in the jurisdiction (the most competitive markets are those with most LEI issuers per jurisdiction with similar market share). In the fourth quarter of 2022, China, the Netherlands, Slovenia, Saudi Arabia and Poland were the five least competitive markets, in descending order. The five most competitive, also in descending order, were Malta, Portugal, Bulgaria, Norway and Marshall Islands.

### LEI renewal rates

The annual renewal process ensures that both legal entities and LEI issuing organizations review and re-validate legal entity reference data at least once per year. The Global LEI System is unique in providing absolute transparency regarding when entity data was last verified.

In the fourth quarter of 2022, the overall renewal rate was 60.1%, which is lower than the previous quarter at 61.9%. At the end of the quarter, 62.3% of all LEIs were in good standing (previous quarter: 62.7%).

The renewal rate in the EU dropped slightly to 64% (previous quarter 64.5%). In non-EU jurisdictions, it decreased to 53.1% (previous quarter: 57.2%). In the reporting period, Japan (91%) demonstrated the highest renewal rates. Other jurisdictions in the top five for renewal rates are Luxembourg (88.5%), Finland (87.3%), Norway (81.6%) and Liechtenstein (81.2%).

The five jurisdictions with the highest non-renewal rates include China (74.8%), Belize (67.6%), Thailand (65.2%), the Russian Federation (64.8%) and Saudi Arabia (60.8%).

### LEI transfers among LEI Issuers

In the fourth quarter of 2022, Business Entity Data B.V. transferred approximately 20,000 LEIs to Nordic Legal Entity Identifier AB.

### Level 1 reference data corroboration

The business card information available with the LEI reference data, such as the official name of a legal entity and its registered address, is referred to as 'Level 1' data. It defines 'who is who'. The Level 1 data is considered fully corroborated if, based on the validation procedures in use by the LEI issuer, there is sufficient information contained in authoritative public sources to corroborate the information provided by the legal entity for the record. If this is not the case, or the legal entity is not required to file with a local register<sup>2</sup> (e.g. fund or trust), the business card information available with an LEI record is classified as 'entity-supplied only'. In the fourth quarter of 2022, the percentage of fully corroborated Level 1 reference data within the entire LEI population increased slightly to 84.3% (previous quarter: 83.8%).

### Statistics on the reporting of parent information by legal entities

In the fourth quarter of 2022, approximately 2.13 million LEI registrants (previous quarter: 2.05 million), representing 97% of the total LEI population, reported information on direct and ultimate parents. 99.9% of those LEI registrants who obtained a newly issued LEI or renewed an existing LEI in this quarter reported parent information.

In the reporting period, the percentage of legal entities reporting a direct parent with an LEI was 5%. 4% of legal entities reported a direct parent that does not have an LEI. 86% of legal entities reported no direct parent according to the definition used. 5% of legal entities' relationship information is non-public and therefore creates obstacles to releasing this information. The pattern is almost identical for ultimate parent reporting. In the previous quarter, reporting trends were also very similar.

### Updates of Common Data File formats

In March 2022, the Common Data File (CDF) formats were updated based on the Regulatory Oversight Committee (ROC) policies:

- [Legal Entity Events \(formerly referred to as "Corporate Actions"\) and Data History in the Global LEI System](#),
- [Policy on Fund Relationships and Guidelines for the registration of Investment Funds in the Global LEI System](#),
- [LEI Eligibility for General Government Entities Guidance Document](#).

Following these updates, GLEIF has compiled a transition period report on these new legal entity categories and the fund relationships reported this quarter.

At the end of the fourth quarter of 2022, over 4,800 legal entities were identified as government entities (previous quarter: 4,600), and 27 legal entities were reported as international organizations (previous quarter: 19). More than 88,000 legal entities reported fund relationship structure (previous quarter: 73,000). Among those, 69.6% were funds managed by a main management entity, 29.7% were sub-funds to umbrella funds, and 0.7% were feeder funds. Feeder funds are those that are exclusively, or almost exclusively, invested in a single other fund or several other funds that have identical investment strategies.

<sup>1</sup> Roadmap to Implement Legal Entity Identifier in China (2020-2022)  
[www.pbc.gov.cn/en/3688110/3688172/4048269/4153721/2020122810263325984.pdf](http://www.pbc.gov.cn/en/3688110/3688172/4048269/4153721/2020122810263325984.pdf)

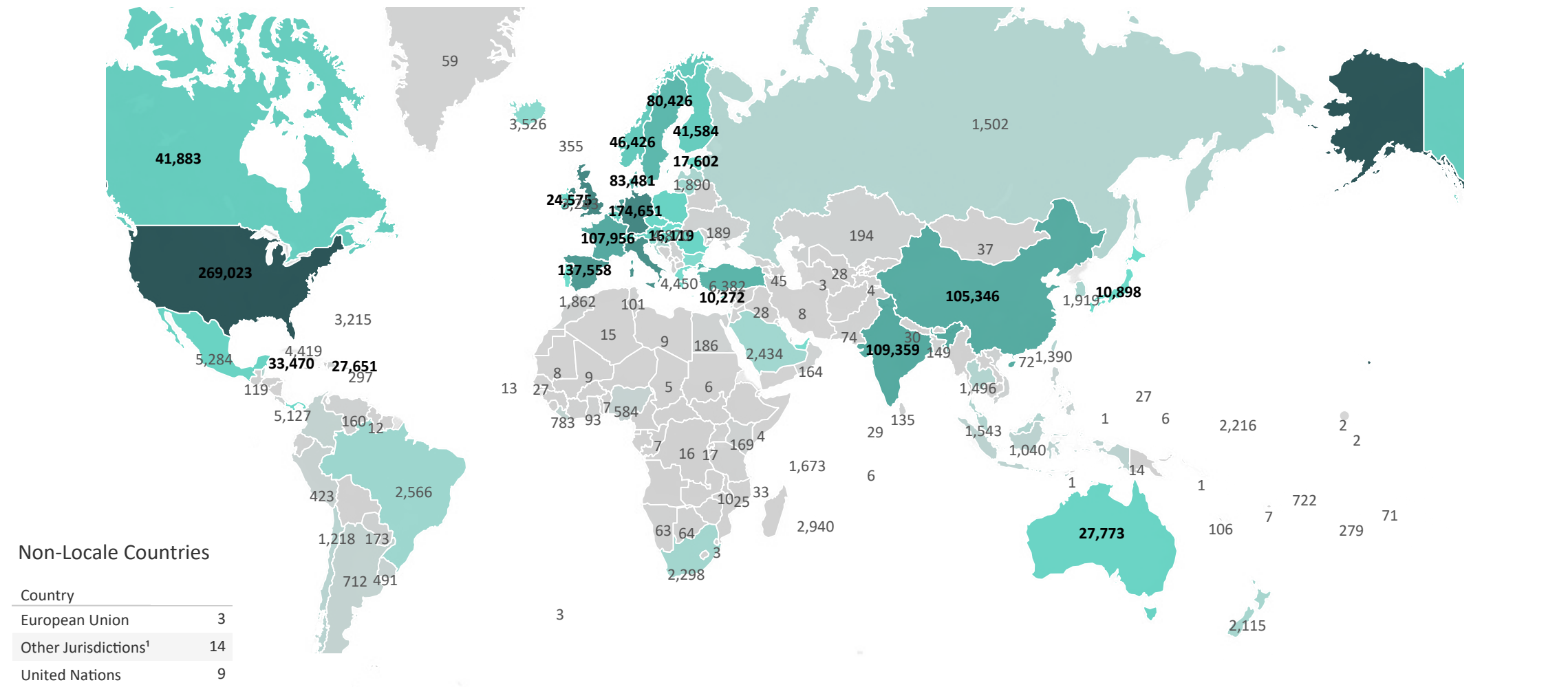
<sup>2</sup> Registration requirements vary based on jurisdiction. Please see the GLEIF Registration Authorities list for further detail:  
[www.gleif.org/en/about-lei/code-lists/gleif-registration-authorities-list](http://www.gleif.org/en/about-lei/code-lists/gleif-registration-authorities-list)



Level 1 Data Report  
Q4 2022

Active LEIs

Total Number Of Active LEIs by Jurisdictions | Fig. 1

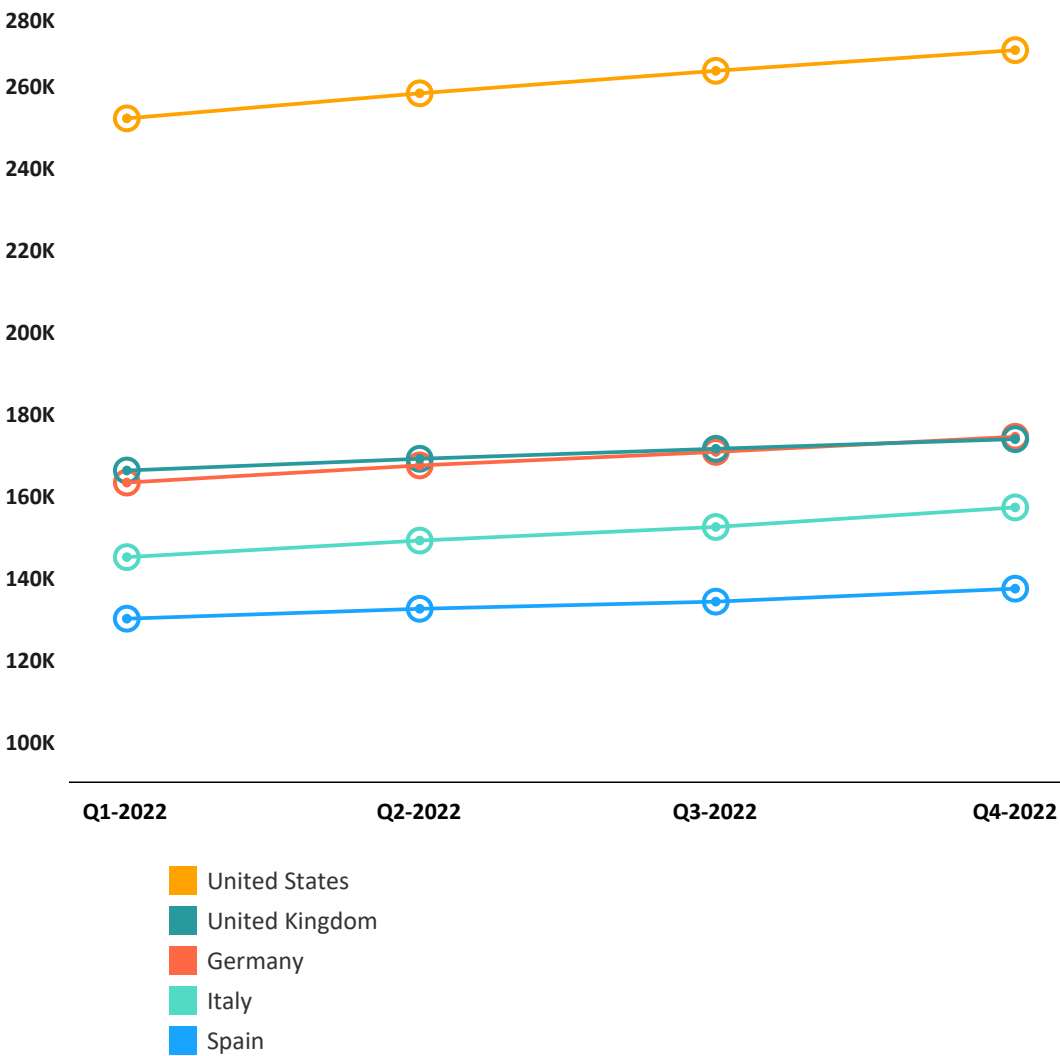


1. Other Jurisdictions refers to international organizations that do not have a legal jurisdiction.

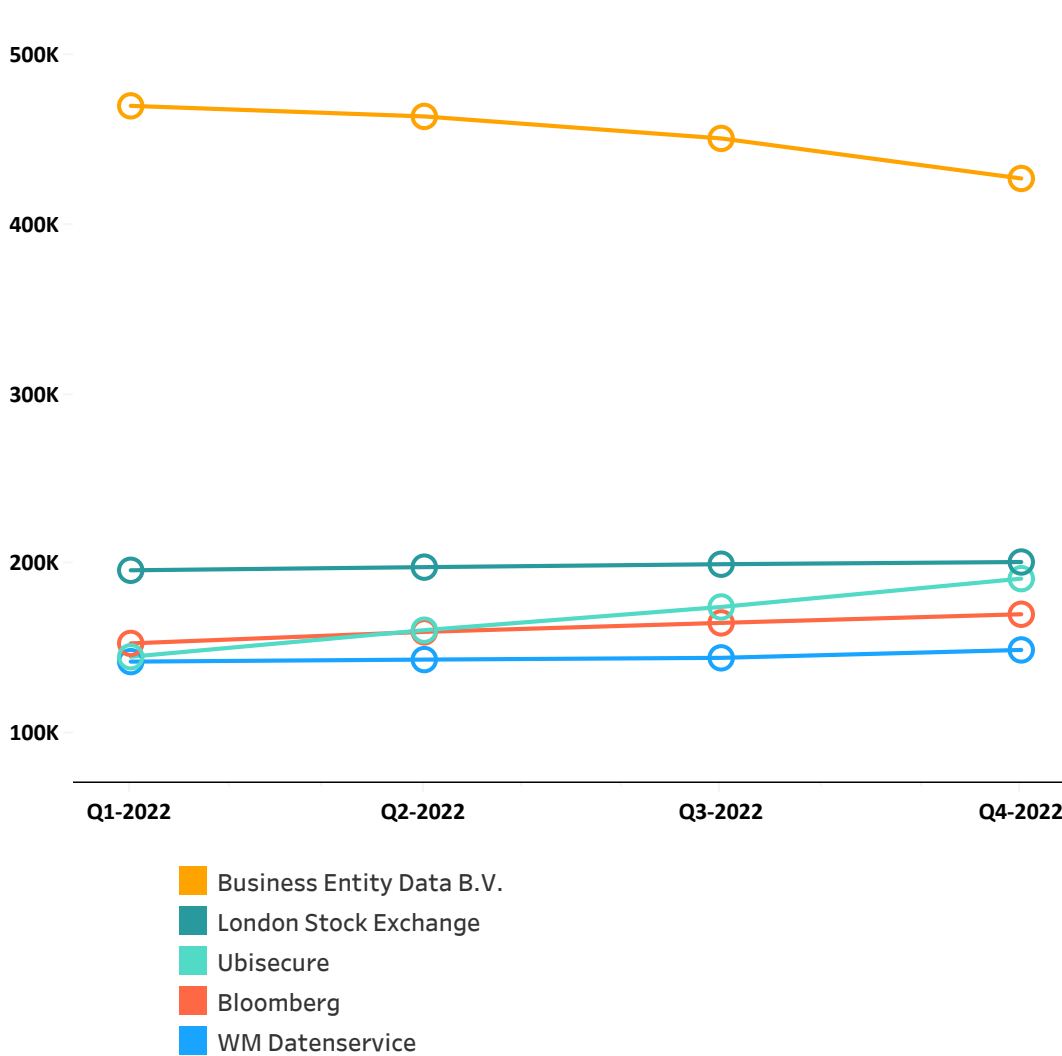


Active LEIs

Total LEI Trend-Top 5 Jurisdictions | Fig.-2



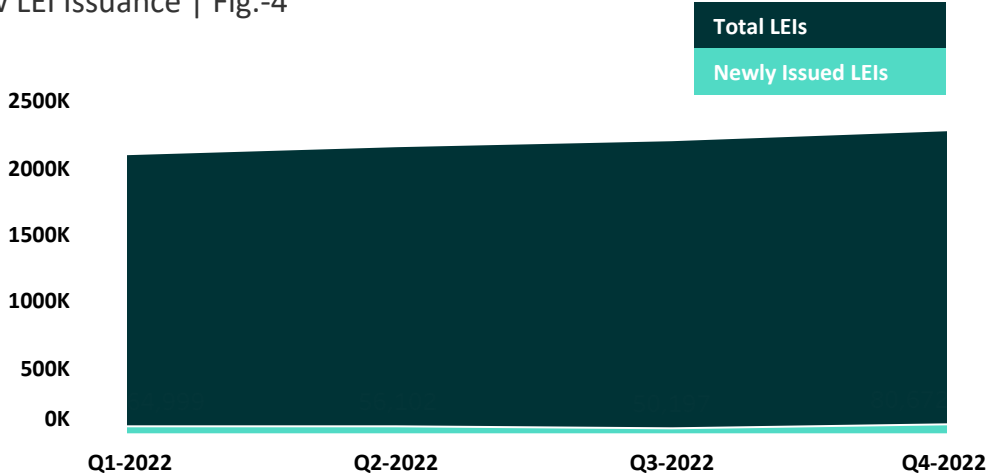
Top LEI Trend-Top 5 LEI Issuers | Fig.-3



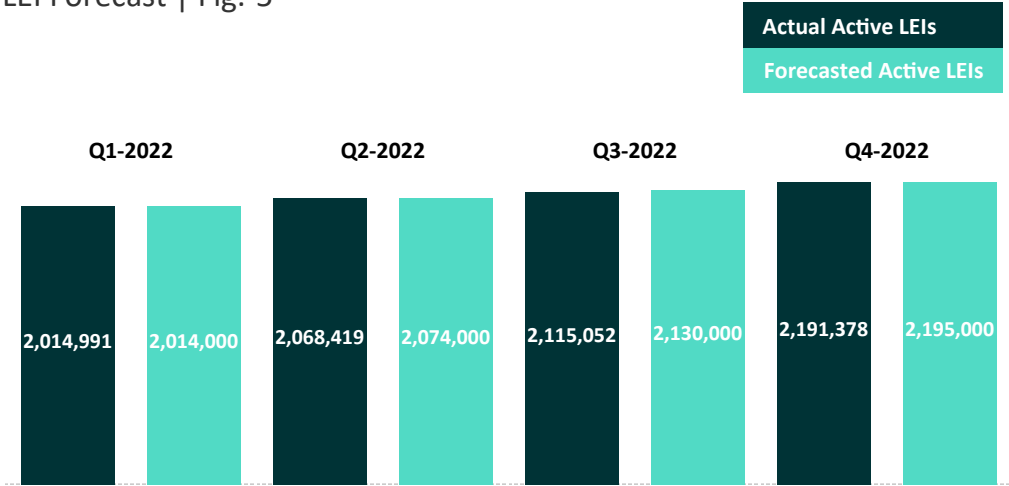


Growth in Total Number of Active LEIs

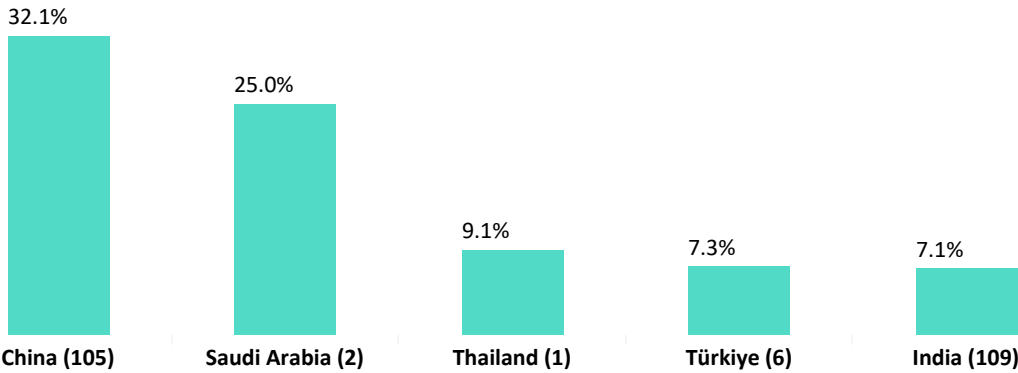
New LEI Issuance | Fig.-4



LEI Forecast | Fig.-5

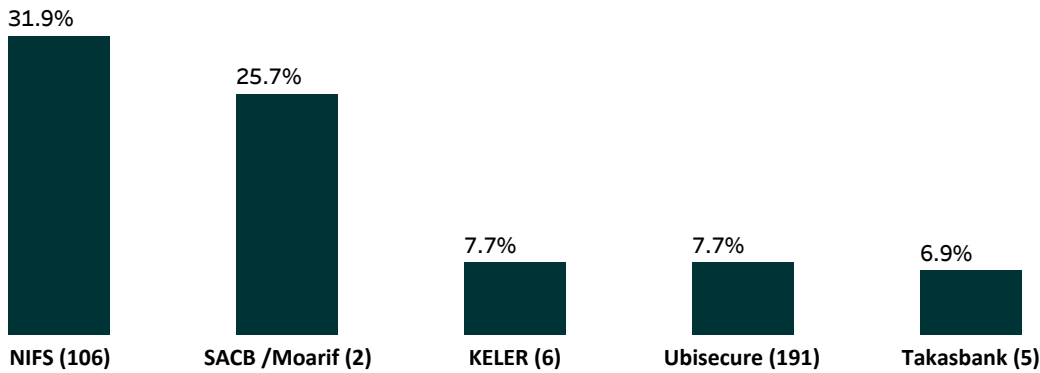


Quarterly LEI Growth - Top 5 Jurisdictions | Fig.-6<sup>1</sup>



Total issuance in thousands at most recent quarter-end date in parenthesis

Quarterly LEI Growth - Top 5 LEI Issuers | Fig.-7



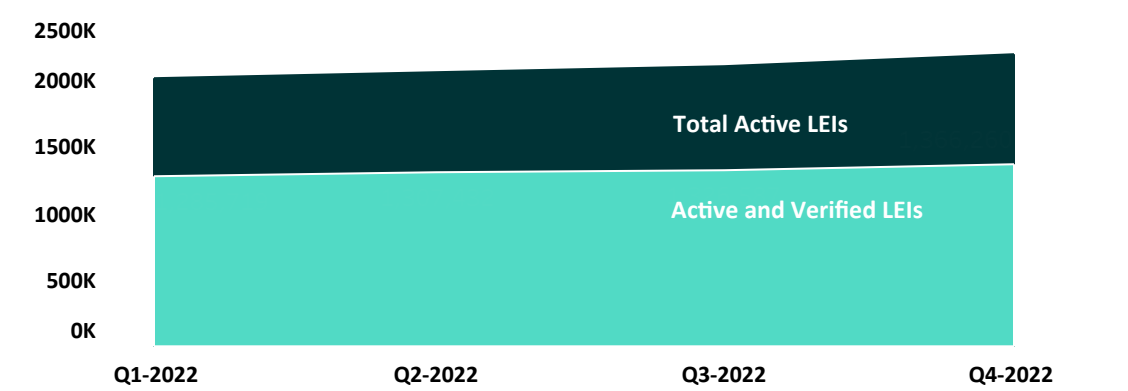
Total issuance in thousands at most recent quarter-end date in parenthesis

1. Analysis includes only those jurisdictions with at least 1,000 LEIs in total at the previous quarter-end date.

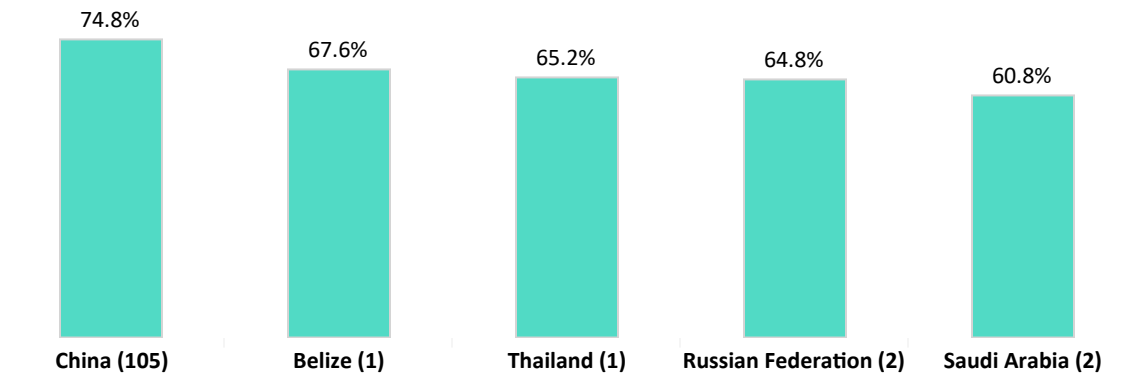


LEI Renewal activity

LEI Renewal | Fig.-8

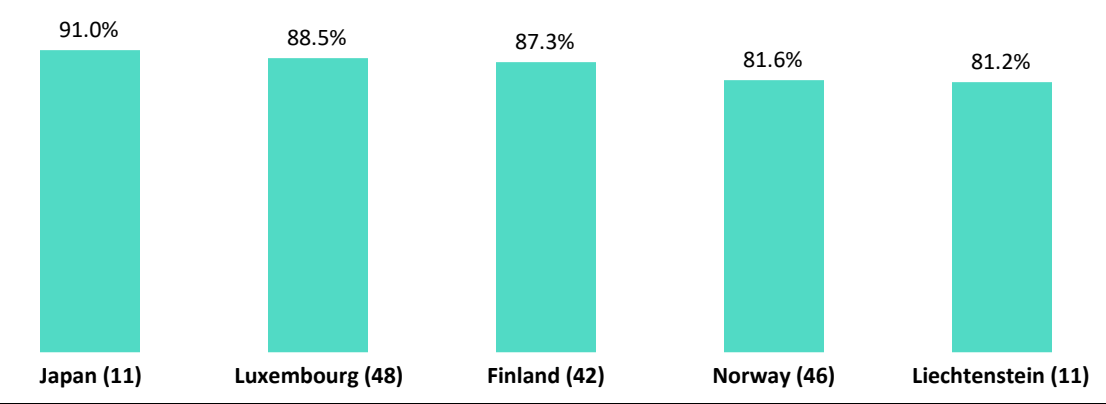


LEI non-Renewal (Lapsed LEIs) - Top 5 Jurisdictions | Fig.-10<sup>1</sup>



Total issuance in thousands at most recent quarter-end date in parenthesis

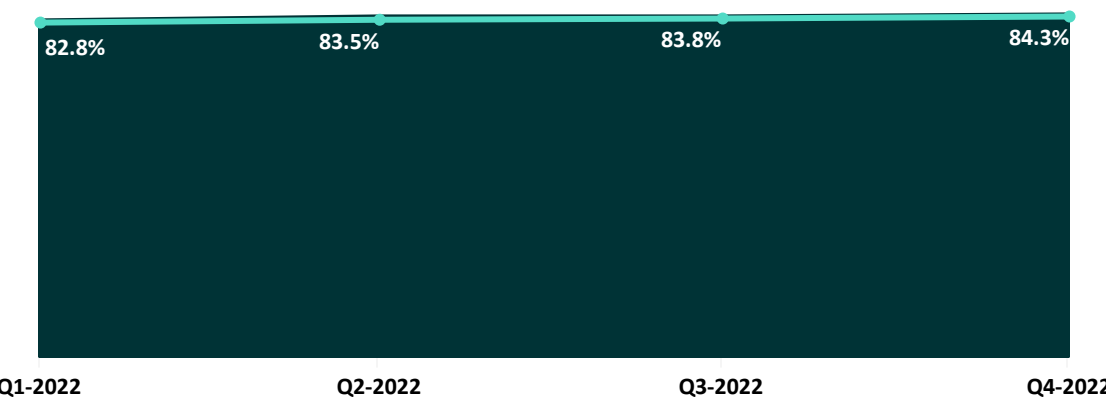
LEI Renewal - Top 5 Jurisdictions | Fig.-9



Total issuance in thousands at most recent quarter-end date in parenthesis

Reference Data Corroboration by LEI issuers

Percentage of Fully Corroborated LEIs | Fig.-11



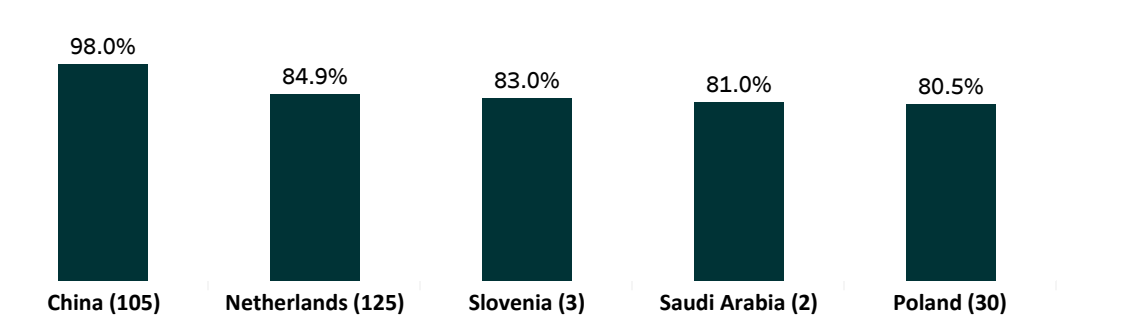
Total issuance in thousands at most recent quarter-end date in parenthesis

1. Analysis includes only those jurisdictions with at least 1,000 LEIs in total at the previous quarter-end date.



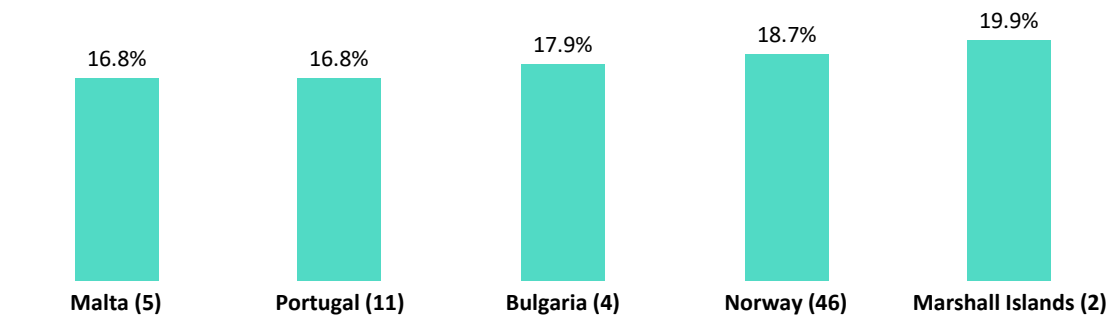
Competition amongst LEI issuers

Least Competitive (Most Concentrated) Markets | Fig.-12<sup>1</sup>



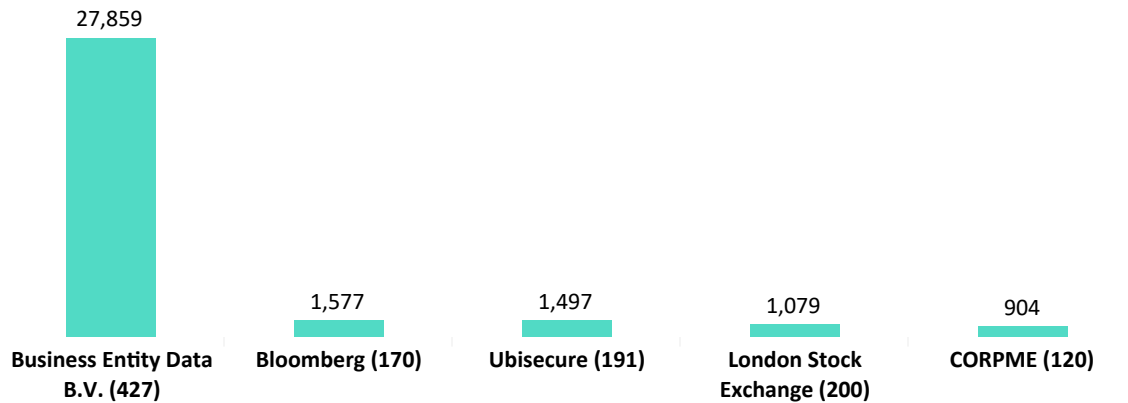
Total issuance in thousands at most recent quarter-end date in parenthesis

Most Competitive (Least Concentrated) Markets | Fig.-13<sup>1</sup>



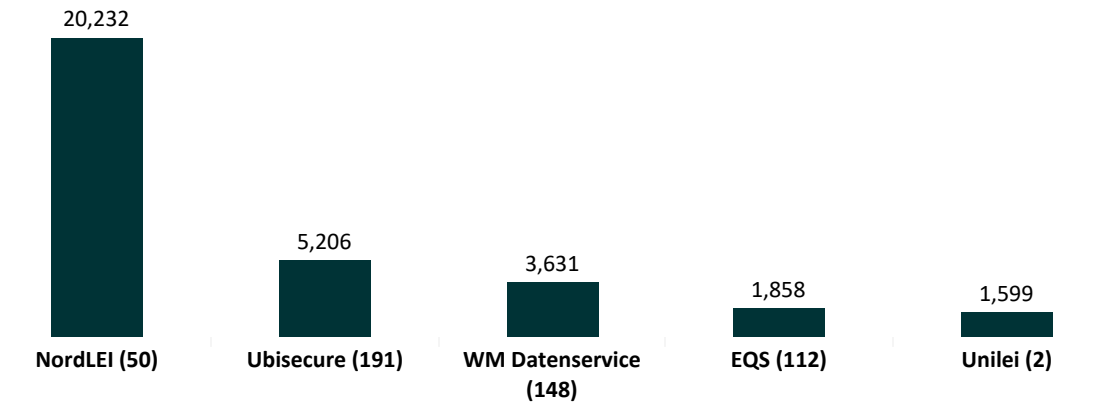
Total issuance in thousands at most recent quarter-end date in parenthesis

Transfer out of LEIs – Top 5 LEI Issuers | Fig.-14



Total issuance in thousands at most recent quarter-end date in parenthesis

Transfer in of LEIs – Top 5 LEI Issuers | Fig.-15



Total issuance in thousands at most recent quarter-end date in parenthesis

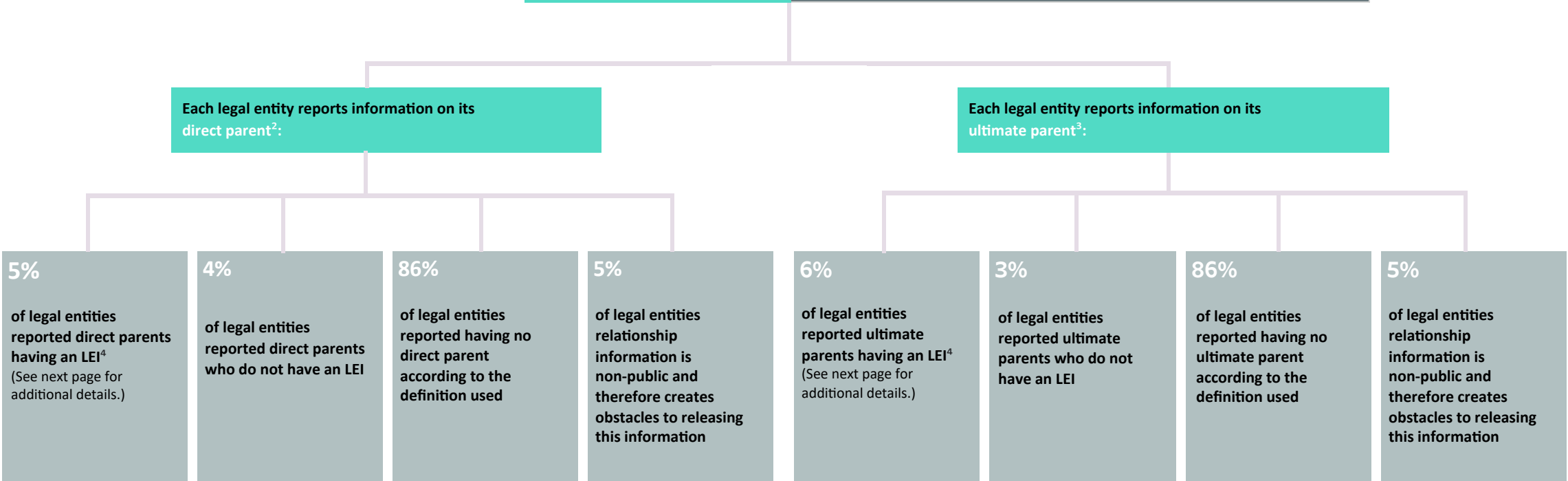
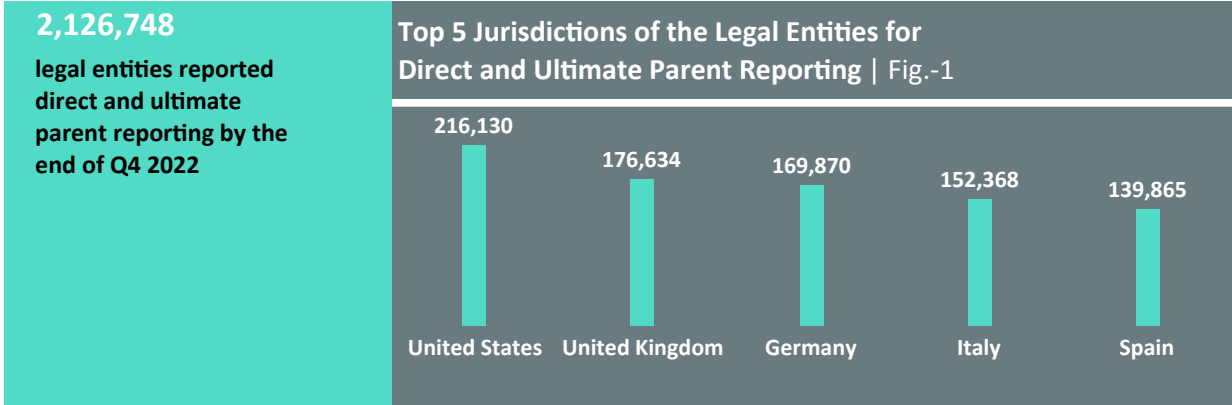
1. Analysis includes only those jurisdictions with at least 1,000 LEIs in total at the previous quarter-end date.  
The higher the percentage the more concentrated LEI management is with a single LEI issuer.

© 2022 GLEIF and/or its affiliates. All rights reserved. | Release date 2023-01-19 | Version 1.0 | Public



Level 2 parent reporting  
Q4 2022

In May 2017, the process of enhancing the LEI data pool, by including ‘Level 2’ data to answer the question of ‘who owns whom’, began. The graphic below provides information on direct and ultimate parent data collected through December 2022<sup>1</sup>.



1 Referenced to level 2 relationship record CDF Golden Copy file dated 01 January 2023.  
2 99.9% legal entities reported direct parent.  
3 99.9% legal entities reported ultimate parent.  
4 The definitions of ultimate and direct parent are based on percentage share of accounting consolidation as per LEI Regulatory Oversight Committee prescription. Related link <https://www.gleif.org/en/about-lei/common-data-file-format/current-versions/level-2-data-reporting-exceptions-2-1-format>

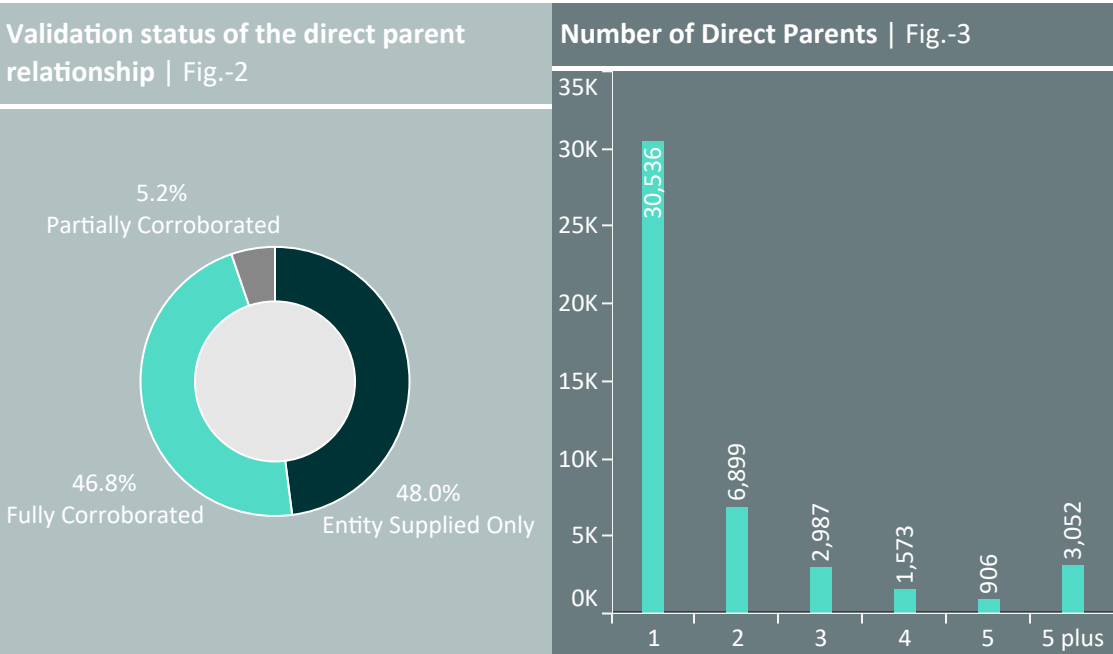




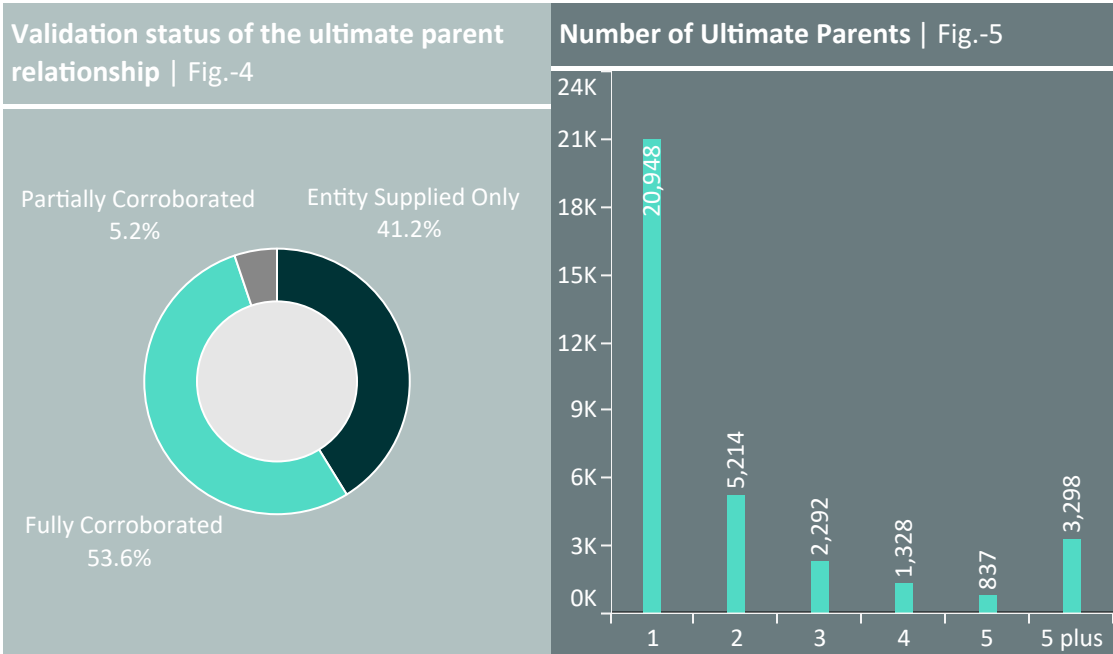
Level 2 parent reporting  
Q4 2022

Identification of the direct and ultimate parents of a legal entity with an LEI allows users to research entities owned by individual companies. It provides a better understanding of the entity from which a company or individual is buying goods or services or in which it is investing. The following charts provide additional information on relationships where the direct or ultimate parents are identified by an LEI.

Additional Information on Direct Parents Having an LEI



Additional Information on Ultimate Parents Having an LEI

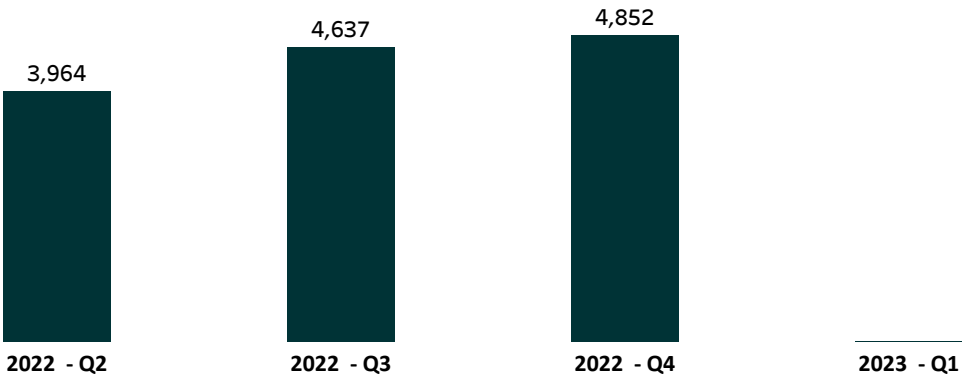




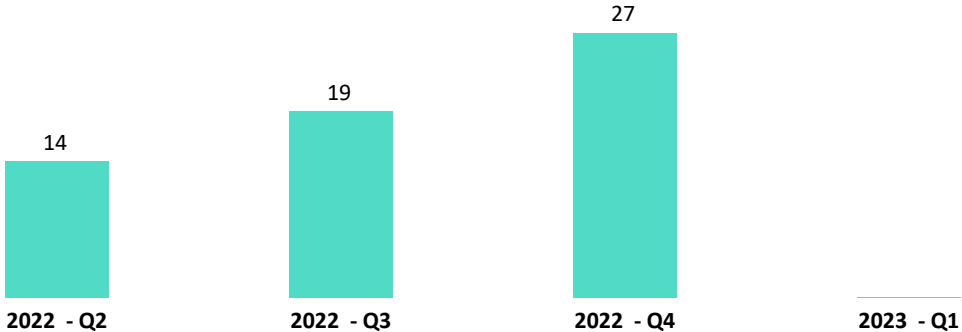
New policies implementation transition period report: new entity categories

The new Common Data Format identifies resident government entities and international organizations as specific entity categories. The following figures show the evolvement of the government entities and international organizations in the Global LEI System.

No. of government entities | Fig.-1

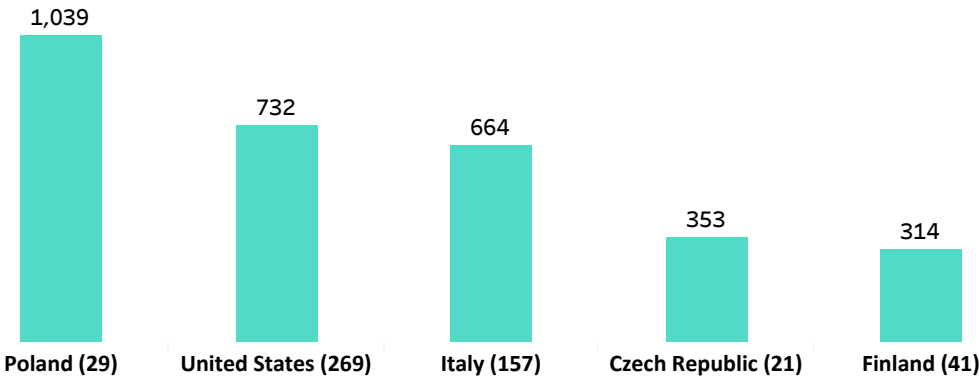


No. of international organizations | Fig.-3



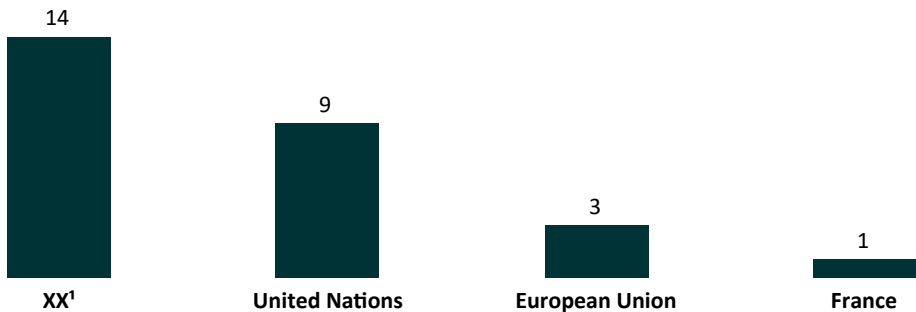
1. XX refers to international organizations that do not have a legal jurisdiction.

Top 5 jurisdictions reporting government entities | Fig.-2



Total issuance in thousands at most recent quarter-end date in parenthesis

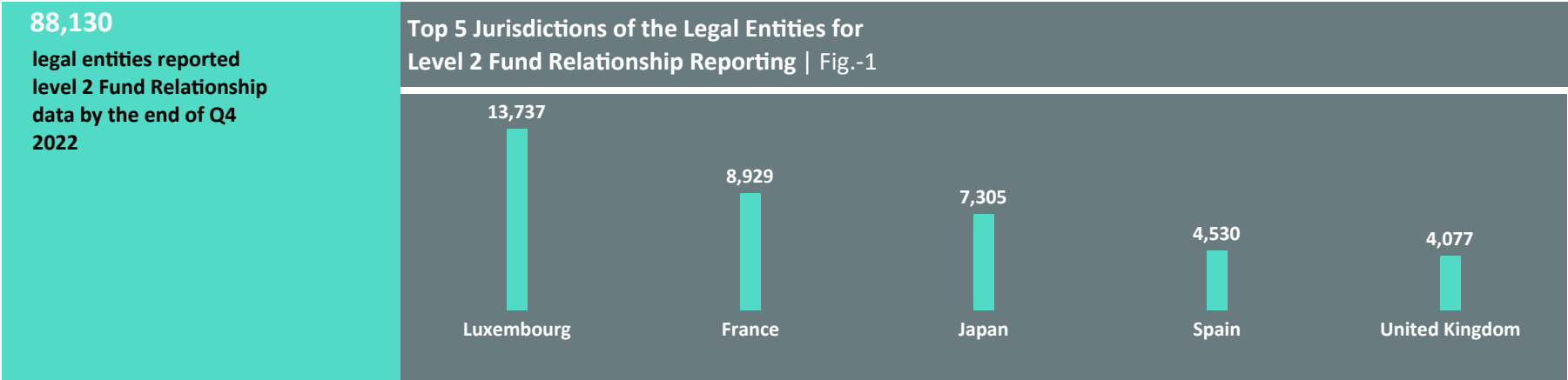
Top 5 jurisdictions reporting international organizations | Fig.-4



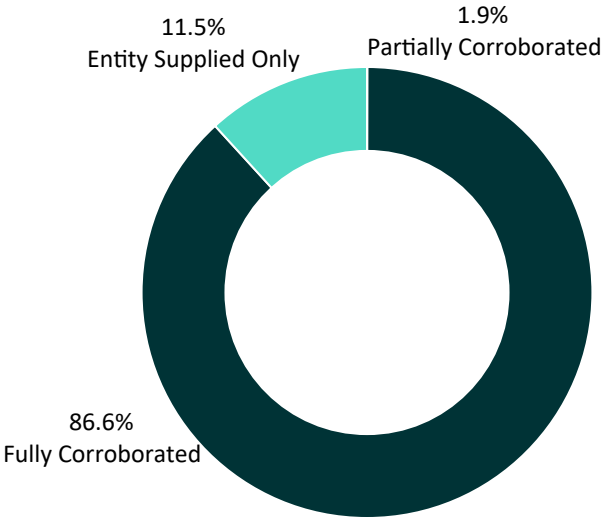
Total issuance in thousands at most recent quarter-end date in parenthesis



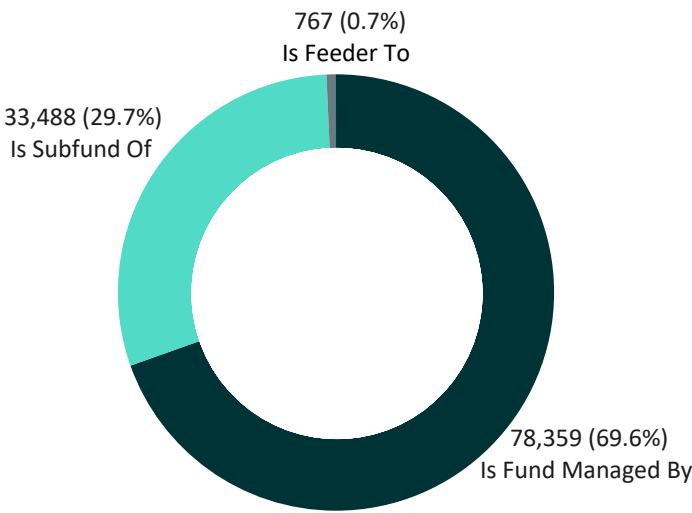
CDF Update Transition Period: Level 2 Fund Relationship  
Q4 2022



Validation status of the fund relationship | Fig.-2



Level 2 Fund Relationship Categories | Fig.-3



DISCLAIMER: All figures of this Global LEI System Business Report are derived from the Global Legal Entity Identifier Foundation (GLEIF)'s LEI-Common Data File (CDF) format version 3.1, Relationship Record (RR) CDF format version 2.1 and Reporting Exceptions format version 2.1 excluding LEIs with registration statuses DUPLICATE, ANNULLED and RETIRED. While every care has been taken in the compilation of this information, GLEIF will not be held responsible for any loss, damage or inconvenience caused because of inaccuracy or error within the Global LEI System Business Report. The text and graphic content of the Global LEI System Business Report may be used, printed and distributed ONLY with the copyright information displayed (© Copyright Global Legal Entity Identifier Foundation (GLEIF)).