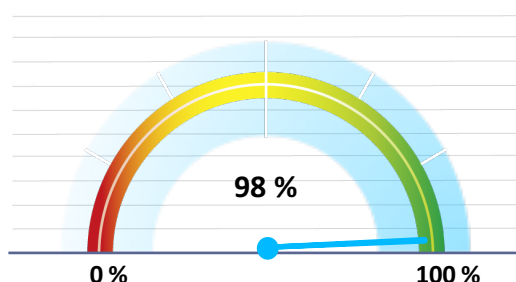


# LEI Data Quality Report

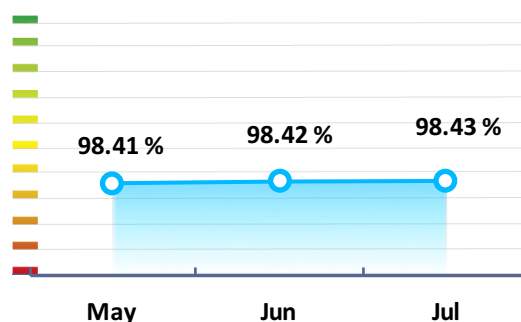
## July 2016



### LEI Total Data Quality Score



### LEI Total Data Quality Score Trend



The data quality assessment performed on 31 July 2016 shows a further improved Total Data Quality Score. 100% accuracy was achieved with regard to the registration status. The registration status demonstrates if an LEI is issued and recently verified, no longer applicable, or lapsed.

Data Quality Criteria	Jul	Jun	May	31-Jul-15
Accuracy	100.00%	99.99%	100.00%	99.99%
Completeness	91.12%	91.09%	91.05%	83.52%
Comprehensiveness	100.00%	100.00%	100.00%	99.99%
Integrity	99.80%	99.78%	99.78%	99.57%
Representation	99.99%	99.99%	99.99%	99.96%
Uniqueness	100.00%	100.00%	100.00%	99.99%
Validity	98.12%	98.10%	98.06%	92.81%

Totals	
Total issued LEIs	454,699
Countries	198
LEI Issuers	29

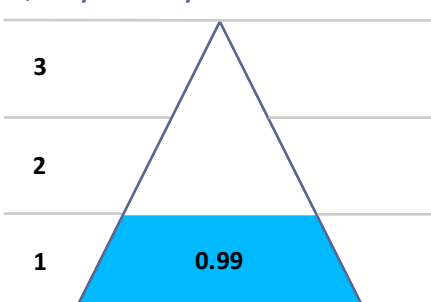
The Data Quality criteria is expected to contain 12 dimensions. Currently a subset of 7 criteria is implemented, to the detriment of the score, as they are averaged on all of them. This is expected to change, on a non-fixed timeline, to include all 12 dimensions.

LEI Activity	July
New issued LEIs	5,387
Renewed LEIs	14,909
Reactivated LEIs	2,238
New lapsed LEIs	4,614

### Top 5 best performing LEI Issuers

LEI Issuer	Data Quality Score
Unione Italiana per le Camere di Commercio, Industria, Artigianato e Agricoltura	100.00% →
Centrální depozitár cenných papírů a.s. (CSD Prague)	100.00% →
Brønnsund Register Centre	100.00% →
Zagrebacka burza d.d. (Zagreb Stock Exchange, ZSE)	100.00% →
China Financial Standardization Technical Committee	100.00% →

### Quality Maturity Levels



LEI issuers achieving Maturity Level

10 | 34%

14 | 48%

14 | 48%

### Top 5 Countries – Data Quality Score

