

Global LEI Data Quality Report | April 2022



Summary

Key Metrics

99.77 ▼-0.21
Average Total Data Quality Score (TDQS) compared to the previous month

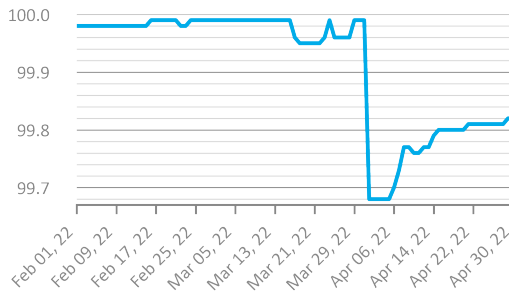
42% ▲+3%
LEI Issuers Achieving Maturity Level 2 compared to the previous month

5 days ▼+1 days
Average Days to Close a Challenge compared to the previous month

Highlights

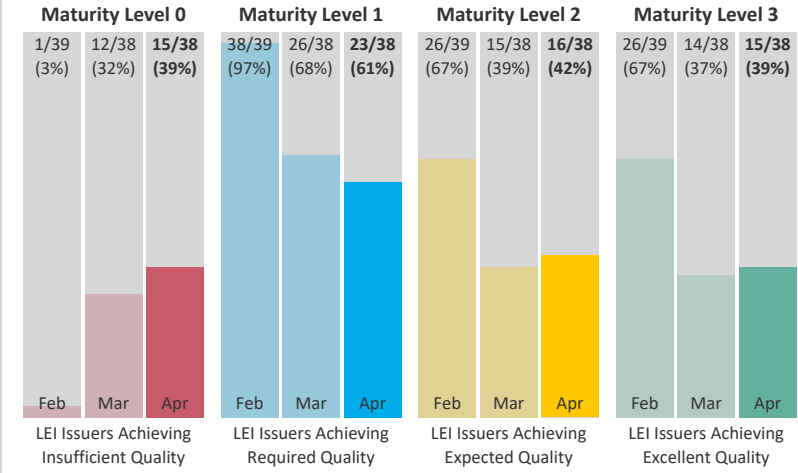
During the reporting period of April 2022, GLEIF has strengthened its data quality requirements and introduced additional 34 new and updated 40 data quality checks. The set of defined data quality criteria is now completely covered, with two of the new checks describing the outstanding quality criterion - Timeliness. This improvement was triggered to support the three newly implemented ROC policies. Increasing the requirements for the data led to a decrease in the Average Total Data Quality Score to 99.77 and the number of LEI Issuers achieving Required Data Quality to 23. By the end of the current reporting period, a positive trend of the Total Quality Score reaching 99.82 was already observed.

Total Data Quality Score Trend



Details

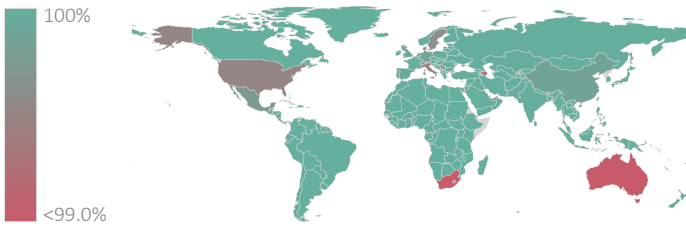
Maturity Level Performance



Top 5 Failing Checks

Check ID	Avg. Number of Check Failures	No. of LEI Issuers	LEI Issuers with Highest Failure Ratio
C000323	14,464 (-)	11	Business Entity Data B.V.
C000276	2,286 (> +1,000%)	7	Strate
C000346	2,283 (> +1,000%)	7	Strate
C000245	1,785 (+383.74%)	9	Zagreb Stock Exchange (ZSE)
C000350	1,183 (-)	5	WM Datenservice

Data Quality World Map



Data Quality Criteria

Quality Criterion (No. of Checks)	Data Quality Score (DQS) Trend (Feb - Apr)	Avg. DQS	Avg. Number of Check Failures
Accessibility (10)		99.66	1,320 (<0.01%)
Accuracy (10)		99.57	14,906 (0.07%)
Completeness (7)		99.99	24 (<0.01%)
Comprehensiveness (8)		99.98	503 (<0.01%)
Consistency (21)		99.98	3,058 (<0.01%)
Currency (1)		99.99	1 (<0.01%)
Integrity (19)		99.98	451 (<0.01%)
Provenance (9)		99.61	5,858 (0.03%)
Representation (6)		99.98	39 (<0.01%)
Timeliness (2)		99.99	2 (<0.01%)
Uniqueness (6)		99.99	25 (<0.01%)
Validity (19)		99.99	93 (<0.01%)

Statistics

Totals	Values
Total LEI Records	2,122,440 (+0.91%)
Active Entities Managed	2,031,394 (+0.91%)
New Issued LEIs	19,137 (-15.44%)
Renewed LEIs	65,822 (-23.02%)
Lapsed LEIs	740,759 (+1.60%)
Countries	228 (+/-0.00%)
LEI Issuers	38 (+/-0.00%)

LEIs with	Values
Parent Relationships	123,923 (+0.10%)
Complete Parent Information	1,915,565 (+1.08%)
Fund Relationships	47,505 (-)

Marked Duplicates	Values
Total LEIs	5,144 (+0.19%)
Total LEIs in Percentage	<1% (-0.70%)
New Marked LEIs	10 (-23.08%)

Challenges	Values
New Challenges	236 (-28.92%)
Closed Challenges	178 (-49.43%)
Closed Challenges with Update	85 (-41.38%)
Avg. Days to Close a Challenge	5 (+21.22%)

DISCLAIMER: All figures of this Global LEI Data Quality Report are derived from the following sources: 1) concatenated source files provided by the LEI Issuers 2) daily Data Quality Reports and 3) challenges managed via GLEIF's Challenge Facility. The information mentioned in 1) to 3) relate to the reporting period in scope. The Data Quality Rule Setting used for the generation of this report includes all Data Quality Checks corresponding version(s) that have been effective throughout the reporting period. While every care has been taken in the compilation of this information, GLEIF will not be held responsible for any loss, damage, or inconvenience caused by inaccuracy or error within the Global LEI Data Quality Report. The text and graphic content of the Global LEI Data Quality Report may be used, printed, and distributed ONLY with the copyright information displayed (© Copyright Global Legal Entity Identifier Foundation (GLEIF)).