

# Global LEI Data Quality Report | April 2023



## Summary

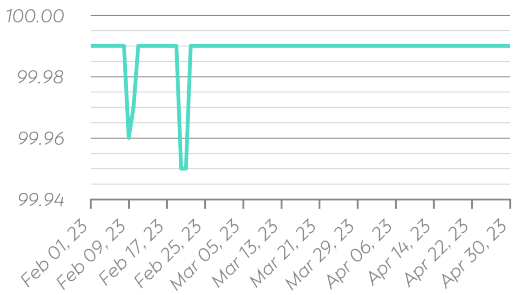
### Key Metrics

- 99.99** ● +/-0  
Average Total Data Quality Score (TDQS) compared to the previous month
- 49%** ▼ -10%  
LEI Issuers Achieving Maturity Level 2 compared to the previous month
- 5 days** ▲ -1 days  
Average Days to Close a Challenge compared to the previous month

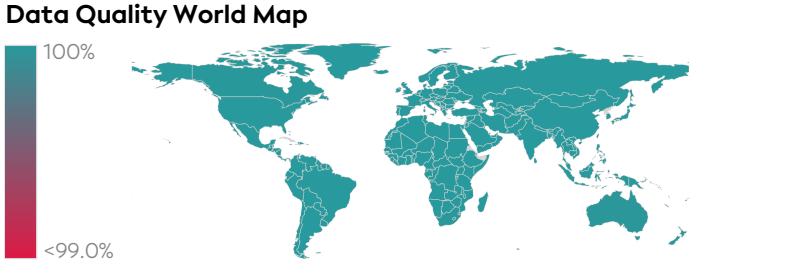
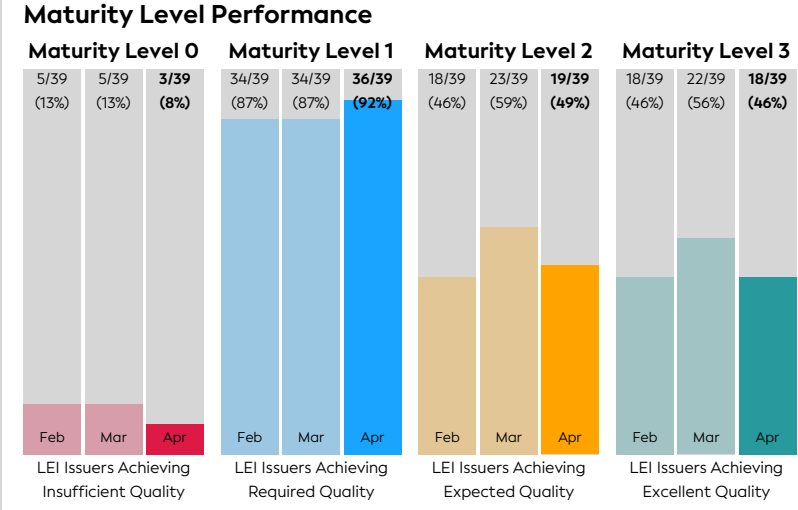
### Highlights

The assessment of April 2023 shows a continuously high Average Total Data Quality Score of 99.99. The number of LEI Issuers achieving Excellent and Expected Data Quality slightly decreased to 46% and 49%, respectively. An improvement is observed concerning the Required Data Quality, which reached 92%. The top 5 failing checks indicate a slight increase in check failures for C000244 and C000245 related to the integrity and consistency of relationship information. These check failures have been remediated by mid-April. One year after implementing the ROC policy on fund entities, the policy still has a positive impact, represented by an increased number of fund relationships of 9% compared to the previous reporting period.

### Total Data Quality Score Trend



## Details



### Data Quality Criteria

Quality Criterion (No. of Checks)	Data Quality Score (DQS) Trend (Feb - Apr)	Avg. DQS	Avg. Number of Check Failures
Accessibility (10)		99.99	1 (<0.01%)
Accuracy (9)		99.99	15 (<0.01%)
Completeness (7)		99.99	14 (<0.01%)
Comprehensiveness (8)		99.99	1 (<0.01%)
Consistency (21)		99.99	43 (<0.01%)
Currency (1)		99.99	1 (<0.01%)
Integrity (19)		99.99	21 (<0.01%)
Provenance (9)		99.99	131 (<0.01%)
Representation (6)		99.99	<1 (<0.01%)
Timeliness (2)		100.00	0 (0.00%)
Uniqueness (6)		99.99	9 (<0.01%)
Validity (19)		99.99	7 (<0.01%)

### Top 5 Failing Checks

Check ID	Avg. Number of Check Failures	No. of LEI Issuers	LEI Issuers with Highest Failure Ratio
<a href="#">C000276</a>	64 (-3.03%)	4	EQS
<a href="#">C000346</a>	64 (-3.03%)	4	EQS
<a href="#">C000245</a>	15 (+114.29%)	4	Federal Statistical Office
<a href="#">C000243</a>	14 (+27.27%)	12	Xerius
<a href="#">C000244</a>	13 (+333.33%)	3	Business Entity Data B.V.

## Statistics

Totals	Values
Total LEI Records	2,372,365 (+0.75%)
Active Entities Managed	2,265,530 (+0.73%)
New Issued LEIs	20,919 (-16.69%)
Renewed LEIs	78,604 (-15.07%)
Lapsed LEIs	870,236 (+1.09%)
Countries	231 (+0.43%)
LEI Issuers	38 (-2.56%)

LEIs with	Values
Parent Relationships	126,518 (+0.38%)
Complete Parent Information	2,169,309 (+0.81%)
Fund Relationships	116,693 (+9.00%)

Marked Duplicates	Values
Total LEIs	5,423 (+0.71%)
Total LEIs in Percentage	<1% (-0.04%)
New Marked LEIs	38 (-29.63%)

Challenges	Values
New Challenges	434 (+7.96%)
Closed Challenges	344 (-18.48%)
Closed Challenges with Update	122 (-41.06%)
Avg. Days to Close a Challenge	5 (-21.79%)

DISCLAIMER: All figures of this Global LEI Data Quality Report are derived from the following sources: 1) concatenated source files provided by the LEI Issuers 2) daily Data Quality Reports and 3) challenges managed via GLEIF's Challenge Facility. The information mentioned in 1) to 3) relate to the reporting period in scope. The Data Quality Rule Setting used for the generation of this report includes all Data Quality Checks corresponding version(s) that have been effective throughout the reporting period. While every care has been taken in the compilation of this information, GLEIF will not be held responsible for any loss, damage, or inconvenience caused by inaccuracy or error within the Global LEI Data Quality Report. The text and graphic content of the Global LEI Data Quality Report may be used, printed, and distributed ONLY with the copyright information displayed (© Copyright Global Legal Entity Identifier Foundation (GLEIF)).